

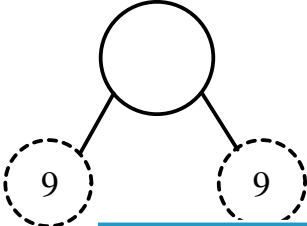
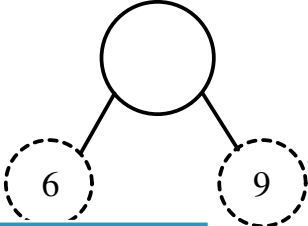



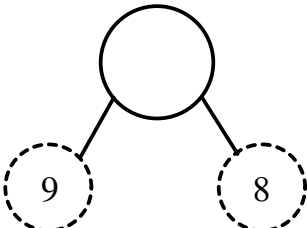
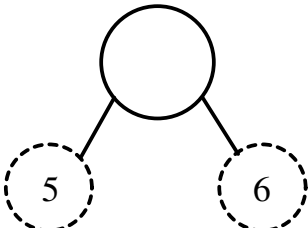
Student Name: \_\_\_\_\_

Score: \_\_\_\_\_

**Number Bond**

Single digit: M

Use addition to find the missing numbers:

1) 	2) 
3) 	<p><b>PREVIEW</b></p> <p>Gain complete access to the largest collection of worksheets in all subjects!</p> <p>Members, please log in to download this worksheet.</p> <p>Not a member? Please sign up to gain complete access.</p> <p><a href="http://www.mathworksheets4kids.com">www.mathworksheets4kids.com</a></p>
5) 	7) 
9) 	10) 

Student Name: \_\_\_\_\_

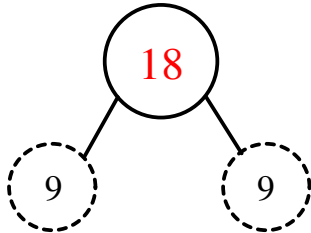
Score: \_\_\_\_\_

Answer key

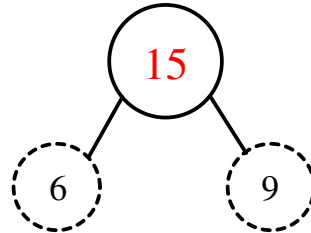
Number Bond

Single digit: M

1)



2)



3)



**PREVIEW**

Gain complete access to the largest collection of worksheets in all subjects!

Members, please log in to download this worksheet.

Not a member? Please sign up to gain complete access.

[www.mathworksheets4kids.com](http://www.mathworksheets4kids.com)



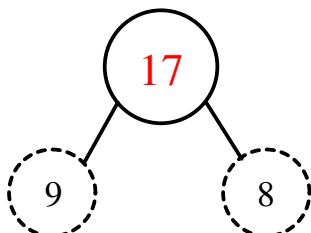
5)



7)



9)



10)

