



## Types of Angles in Clocks

Draw the minute hand on each clock to show the specified time. Identify the type of angle formed between the hour hand and the minute hand in each clock.

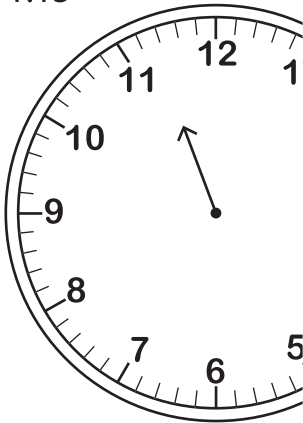
1) 5:35




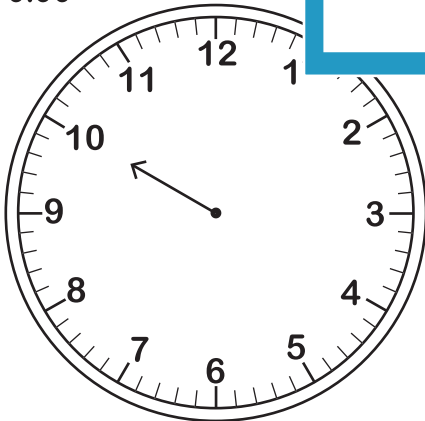
2) 1:24



3) 11:15



5) 10:00



# PREVIEW

Gain complete access to the largest collection of worksheets in all subjects!

Members, please log in to download this worksheet.

Not a member? Please sign up to gain complete access.

[www.mathworksheets4kids.com](http://www.mathworksheets4kids.com)