

Name : _____

Acute, Right, and Obtuse Angles in Real-Life

Cut out the object with different types of angles. Sort and glue them in the correct row.

| | | | |
|----------------------|--|--|--|
| Acute angles | | | |
| Right angles | | | |
| Obtuse angles | | | |

PREVIEW

Gain complete access to the largest collection of worksheets in all subjects!

Members, please log in to download this worksheet.

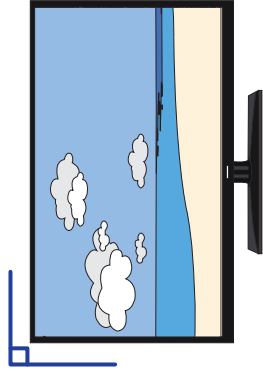
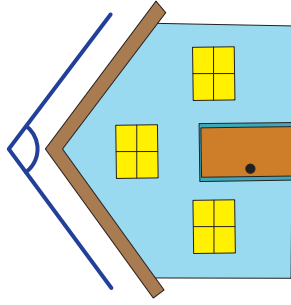
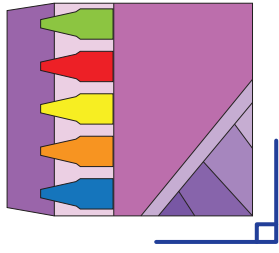
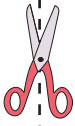
Not a member? Please sign up to gain complete access.

www.mathworksheets4kids.com

Name: _____

Acute, Right, and Obtuse Angles in Real-Life

Cut out the object with different types of angles. Sort and glue them in the correct row.



PREVIEW

Gain complete access to the largest collection of worksheets in all subjects!

Members, please log in to download this worksheet.

Not a member? Please sign up to gain complete access.

www.mathworksheets4kids.com

