

Name : \_\_\_\_\_

## Acute, Right, and Obtuse Angles in Real-Life

Cut out the object with different types of angles. Sort and glue them in the correct row.

<b>Acute angles</b>			
<b>Right angles</b>			
<b>Obtuse angles</b>			

# PREVIEW

Gain complete access to the largest collection of worksheets in all subjects!

Members, please log in to download this worksheet.


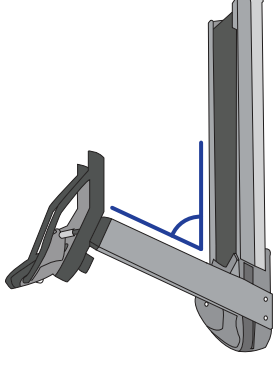
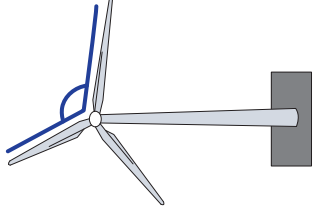
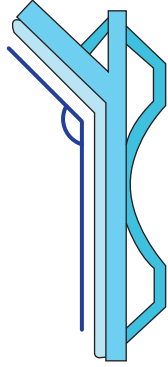
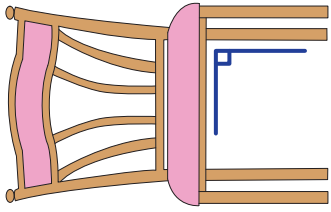
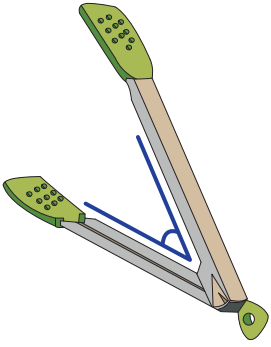
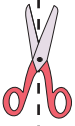
Not a member? Please sign up to gain complete access.

[www.mathworksheets4kids.com](http://www.mathworksheets4kids.com)

Name: \_\_\_\_\_

# Acute, Right, and Obtuse Angles in Real-Life

Cut out the object with different types of angles. Sort and glue them in the correct row.



**PREVIEW**

Gain complete access to the largest collection of worksheets in all subjects!

Members, please log in to download this worksheet.

Not a member? Please sign up to gain complete access.

[www.mathworksheets4kids.com](http://www.mathworksheets4kids.com)

10	11	12	13	14	15	16
17	18	19	20	21	22	23
24	25	26	27	28	29	30