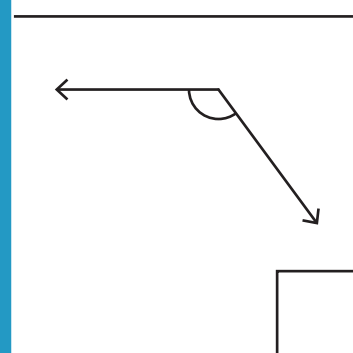
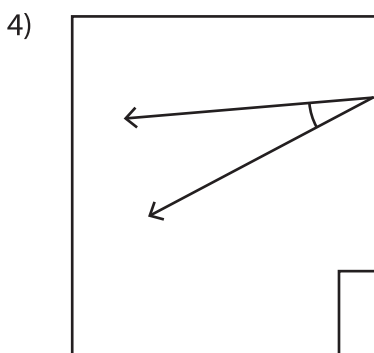
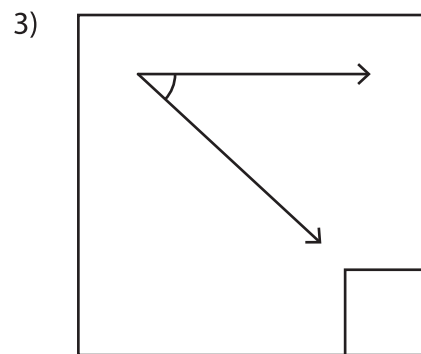
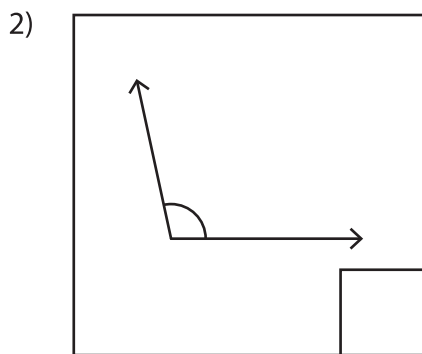
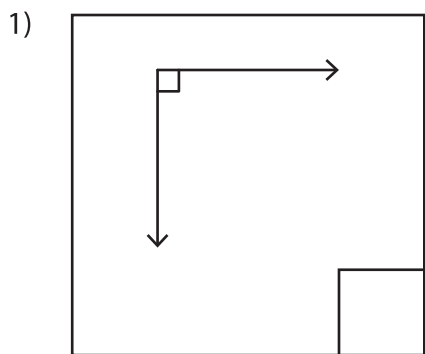


Classifying Angles - Acute, Right, or Obtuse

A) Write "A" if the angle is acute, "O" if it's obtuse, and "R" if it's right.



PREVIEW

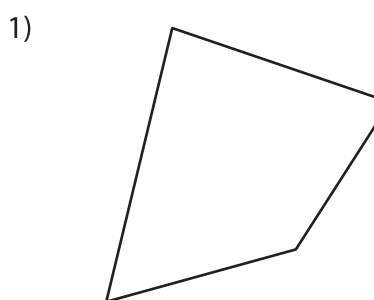
Gain complete access to the largest collection of worksheets in all subjects!

Members, please log in to download this worksheet.

Not a member? Please sign up to gain complete access.

www.mathworksheets4kids.com

B) Find the angles with the following characteristics: "a" for acute, "o" for obtuse, and "r" for right.



is "a" for acute, "o" for

