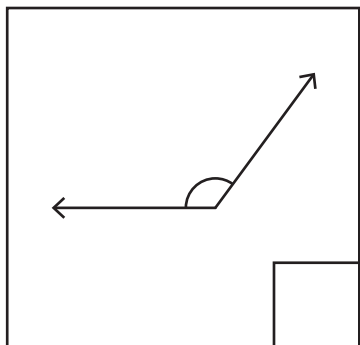


Name : _____

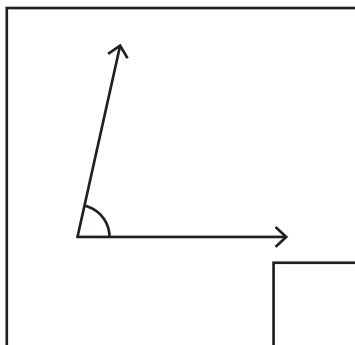
Classifying Angles - Acute, Right, or Obtuse

A) Write "A" if the angle is acute, "O" if it's obtuse, and "R" if it's right.

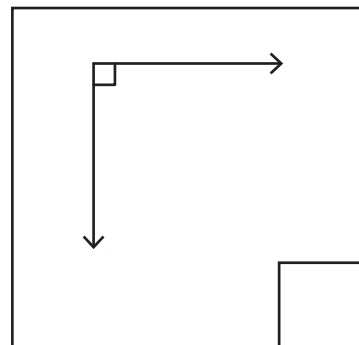
1)



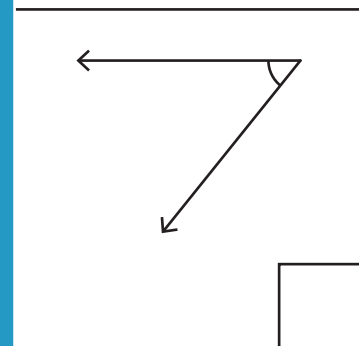
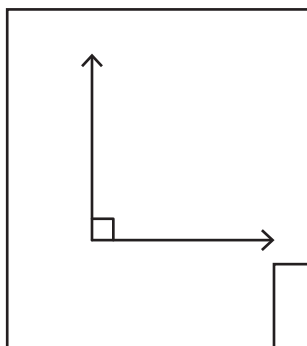
2)



3)



4)



PREVIEW

Gain complete access to the largest
collection of worksheets in all subjects!

Members, please
log in to
download this
worksheet.



Not a member?
Please sign up to
gain complete
access.

www.mathworksheets4kids.com

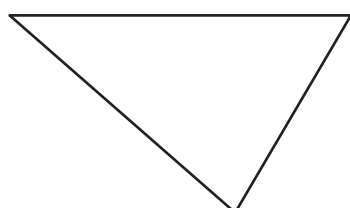
B) Find the angles with
obtuse, and "r" for

is "a" for acute, "o" for

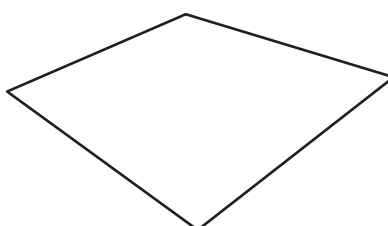
1)



4)



5)



6)

