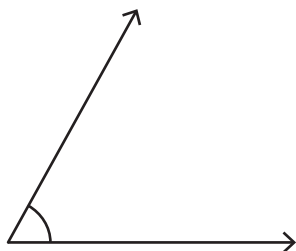


Name : _____

Estimating Angles

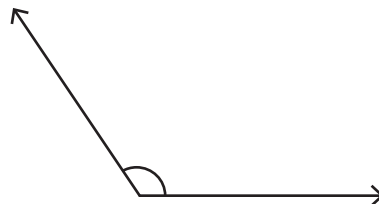
Estimate the measure of each angle and find the exact measure using a protractor.

1)



Estimation : _____
Exact measure : _____

2)

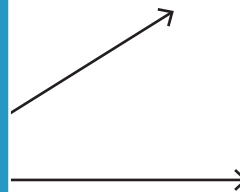


Estimation : _____
Exact measure : _____

3)



Estimation : _____
Exact measure : _____



Estimation : _____
Exact measure : _____

PREVIEW

Gain complete access to the largest collection of worksheets in all subjects!

Members, please log in to download this worksheet.

Not a member? Please sign up to gain complete access.

www.mathworksheets4kids.com

5)

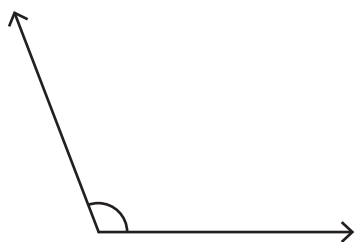


Estimation : _____
Exact measure : _____



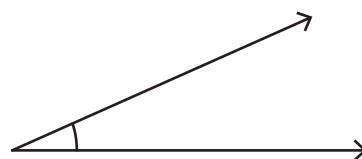
Estimation : _____
Exact measure : _____

7)



Estimation : _____
Exact measure : _____

8)



Estimation : _____
Exact measure : _____