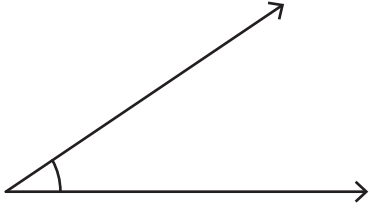


Name : _____

Estimating Angles

Estimate the measure of each angle and find the exact measure using a protractor.

1)



Estimation : _____

Exact measure : _____

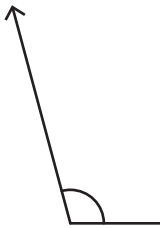
2)



Estimation : _____

Exact measure : _____

3)



Estimation : _____

Exact measure : _____

PREVIEW

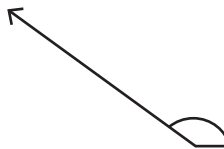
Gain complete access to the largest collection of worksheets in all subjects!

Members, please log in to download this worksheet.

Not a member? Please sign up to gain complete access.

www.mathworksheets4kids.com

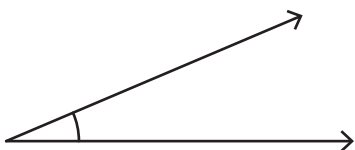
5)



Estimation : _____

Exact measure : _____

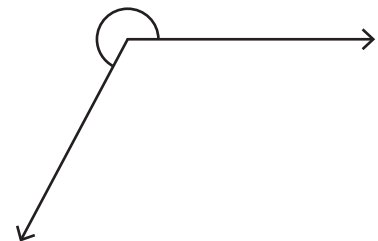
7)



Estimation : _____

Exact measure : _____

8)



Estimation : _____

Exact measure : _____