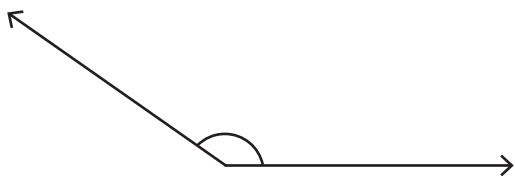


Estimating Angles

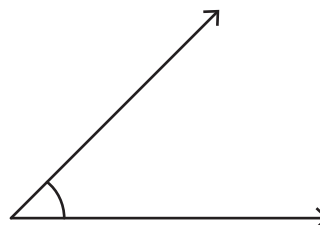
Choose the best estimation for the measure of each angle.

1)



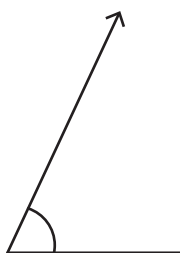
- a) 130° approx
- b) 145° approx
- c) 150° approx

2)



- a) 25° approx

3)



- a) 55° approx
- b) 65° approx
- c) 70° approx

PREVIEW

Gain complete access to the largest collection of worksheets in all subjects!

Members, please log in to download this worksheet.

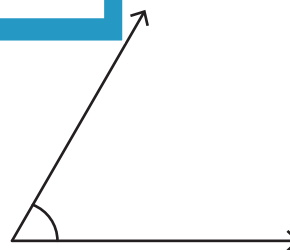
Not a member? Please sign up to gain complete access.

www.mathworksheets4kids.com

5)



- a) 160° approx
- b) 170° approx
- c) 175° approx



- a) 60° approx
- b) 80° approx
- c) 85° approx