

Estimating Angles

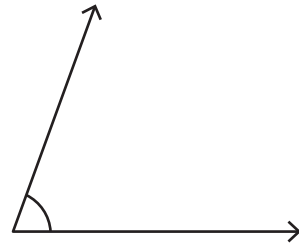
Choose the best estimation for the measure of each angle.

1)



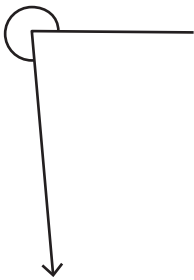
- a) 140° approx
- b) 155° approx
- c) 170° approx

2)



- a) 50° approx
- b) 100° approx
- c) 150° approx

3)



- a) 275° approx
- b) 290° approx
- c) 300° approx

PREVIEW

Gain complete access to the largest collection of worksheets in all subjects!

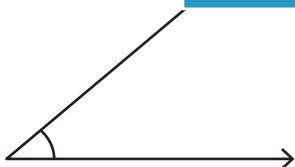
Members, please log in to download this worksheet.

Not a member? Please sign up to gain complete access.

www.mathworksheets4kids.com

- a) 5° approx
- b) 100° approx
- c) 200° approx

5)



- a) 25° approx
- b) 40° approx
- c) 55° approx



- a) 110° approx
- b) 230° approx
- c) 250° approx