

Name : \_\_\_\_\_

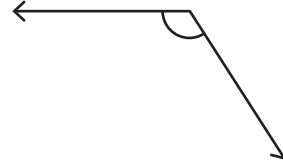
## Drawing Angles & Marking Points

Sheet 3

1) Draw an angle having the point P in its exterior.

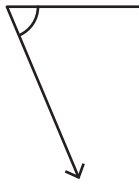
•  
P

2) Mark a point K on the angle.



3) Mark a point N on the angle

the exterior of the angle.



# PREVIEW

Gain complete access to the largest  
collection of worksheets in all subjects!

Members, please  
log in to  
download this  
worksheet.

Not a member?  
Please sign up to  
gain complete  
access.

[www.mathworksheets4kids.com](http://www.mathworksheets4kids.com)

ing the point M in its interior.

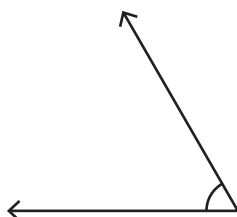
5) Draw an angle having the

•  
A

•  
M

7) Mark a point P in the interior of the angle.

8) Draw an angle with the point F lying on it.



F •