

Name : _____

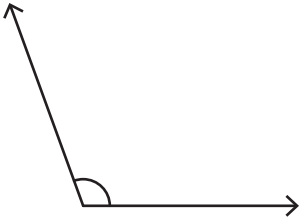
Measuring Angles - Puzzles

Sheet 1

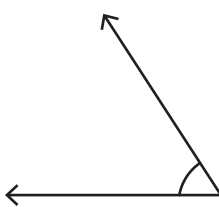
Measure each angle. Order the answers from least to greatest. Write the alphabet associated with each corresponding answer and find the mystery animal.

1)

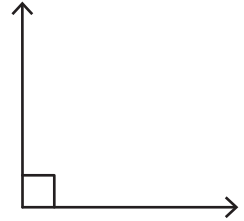
Y



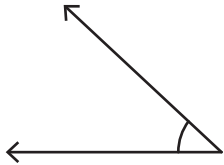
O



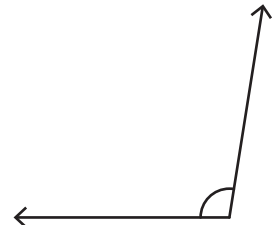
K



M



E



PREVIEW

Gain complete access to the largest collection of worksheets in all subjects!

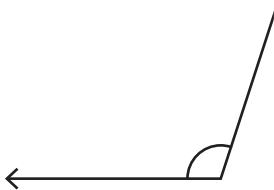
Members, please log in to download this worksheet.

Not a member? Please sign up to gain complete access.

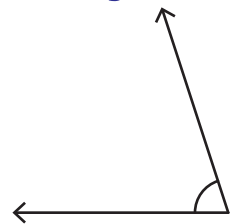
www.mathworksheets4kids.com

2)

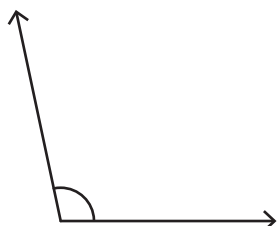
L



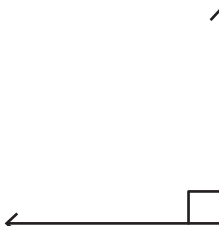
J



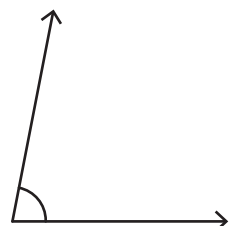
A



C



A



Mystery Animal: _____