

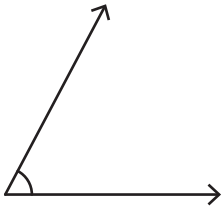
Name : _____

Measuring Angles - Puzzles

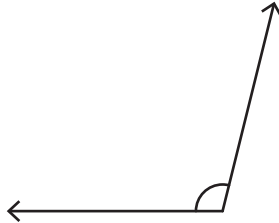
Measure each angle. Order the answers from greatest to least. Write the alphabet associated with each corresponding answer and find the mystery animal.

1)

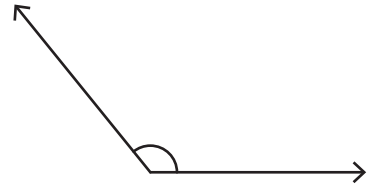
I



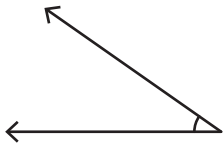
A



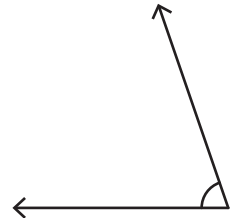
R



T



B



PREVIEW

Gain complete access to the largest collection of worksheets in all subjects!

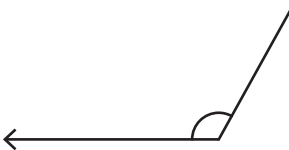
Members, please log in to download this worksheet.

Not a member? Please sign up to gain complete access.

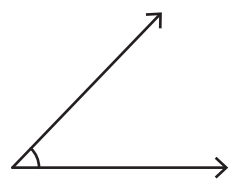
www.mathworksheets4kids.com

2)

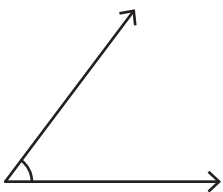
D



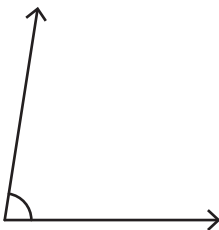
Y



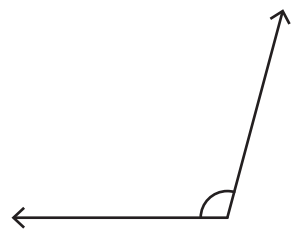
E



K



O



Mystery Animal: _____