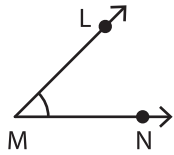


Parts of an Angle - Revision

A) Identify the vertex and arms that form each angle.

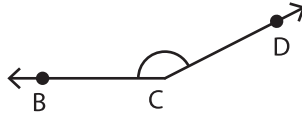
1)



Vertex: _____

Arms: _____

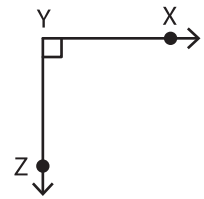
2)



Vertex: _____

Arms: _____

3)

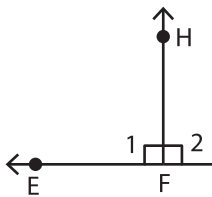


Vertex: _____

Arms: _____

B) Write the vertex and arms of the angles shown.

1)



Vertex of $\angle 2$: _____

Arms of $\angle 1$: _____

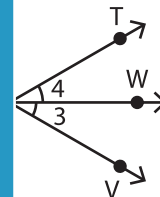
PREVIEW

Gain complete access to the largest collection of worksheets in all subjects!

Members, please log in to download this worksheet.

Not a member? Please sign up to gain complete access.

www.mathworksheets4kids.com



3: _____

4: _____

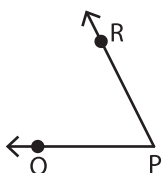
C) Draw an angle with the given vertex and arms.

1) Vertex: D & Arms: _____

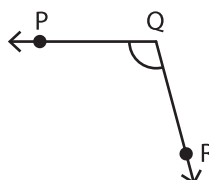
Arms: \vec{GF}, \vec{GH}

D) Which angle doesn't have \vec{QP} as one of its arms?

i)



ii)



iii)

