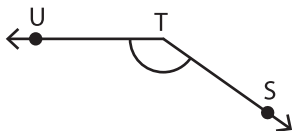


Parts of an Angle - Revision

A) Identify the vertex and arms that form each angle.

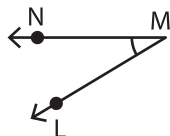
1)



Vertex: _____

Arms: _____

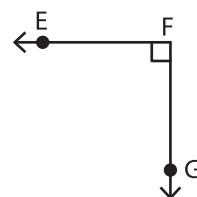
2)



Vertex: _____

Arms: _____

3)

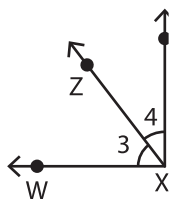


Vertex: _____

Arms: _____

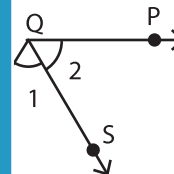
B) Write the vertex and arms of the following angles.

1)



Vertex of $\angle 4$: _____

Arms of $\angle 3$: _____



1: _____

2: _____

C) Draw an angle with the following parts.

1) Vertex: B & Arms: _____

Arms: \vec{KJ}, \vec{KL}

PREVIEW

Gain complete access to the largest collection of worksheets in all subjects!

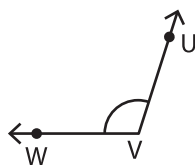
Members, please log in to download this worksheet.

Not a member? Please sign up to gain complete access.

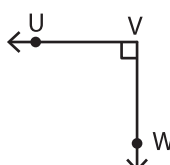
www.mathworksheets4kids.com

D) Which angle doesn't have V as its vertex?

i)



ii)



iii)

