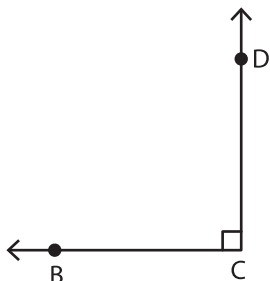


Identifying the Vertex and Arms

Identify the vertex and arms that form each angle.

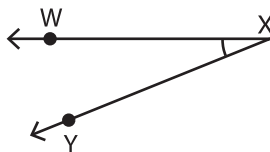
1)



Vertex: _____

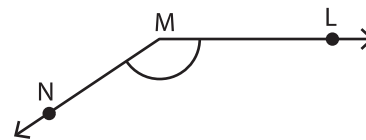
Arms: _____

2)



Vertex: _____

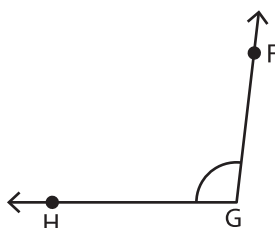
3)



Vertex: _____

Arms: _____

4)



Vertex: _____

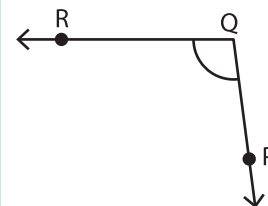
Arms: _____

Gain complete access to the largest collection of worksheets in all subjects!

Members, please log in to download this worksheet.

Not a member? Please sign up to gain complete access.

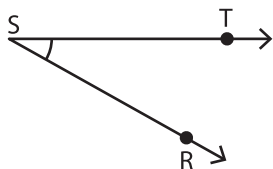
www.mathworksheets4kids.com



Vertex: _____

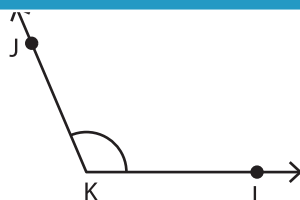
Arms: _____

7)



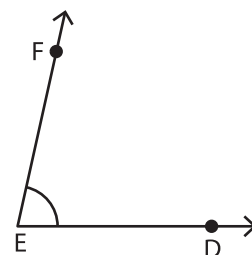
Vertex: _____

Arms: _____



Vertex: _____

Arms: _____



Vertex: _____

Arms: _____