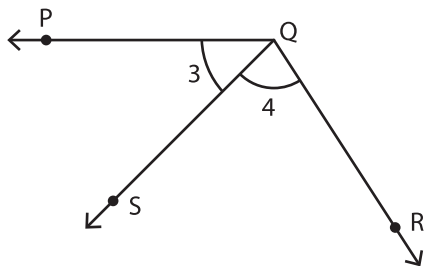


Name : \_\_\_\_\_

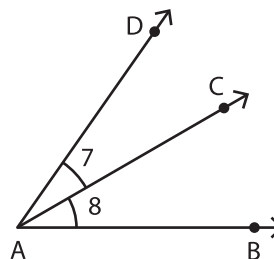
# Recognizing the Parts of an Angle

Write the vertex and arms of the indicated angles.

1)



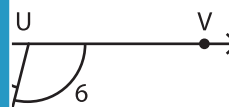
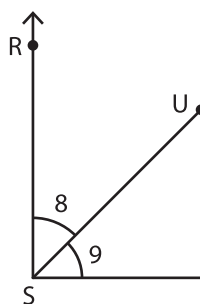
2)



Vertex of  $\angle 3$ : \_\_\_\_\_

Arms of  $\angle 4$ : \_\_\_\_\_

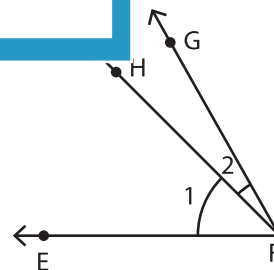
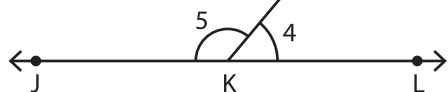
3)



Vertex of  $\angle 8$ : \_\_\_\_\_

Arms of  $\angle 9$ : \_\_\_\_\_

5)



Vertex of  $\angle 5$ : \_\_\_\_\_

Vertex of  $\angle 2$ : \_\_\_\_\_

Arms of  $\angle 4$ : \_\_\_\_\_

Arms of  $\angle 1$ : \_\_\_\_\_

**PREVIEW**

Gain complete access to the largest collection of worksheets in all subjects!

Members, please log in to download this worksheet.

Not a member? Please sign up to gain complete access.

[www.mathworksheets4kids.com](http://www.mathworksheets4kids.com)