

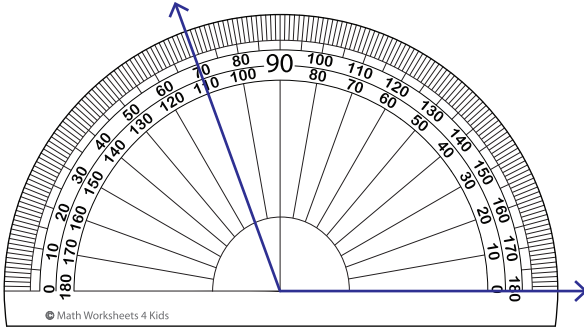
Name : \_\_\_\_\_

# Reading a Protractor - 5° Increments

Inner scale: S4

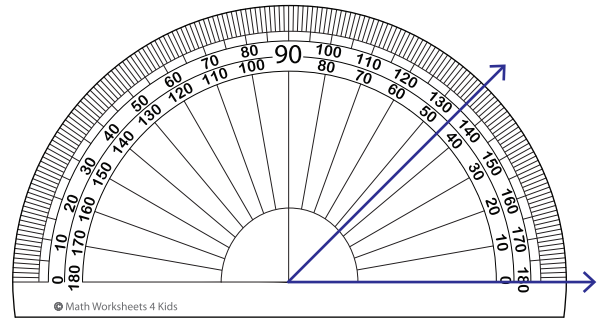
Read the protractor and measure each angle.

1)



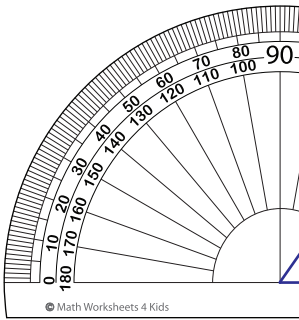
Angle: \_\_\_\_\_

2)



Angle: \_\_\_\_\_

3)



Angle: \_\_\_\_\_

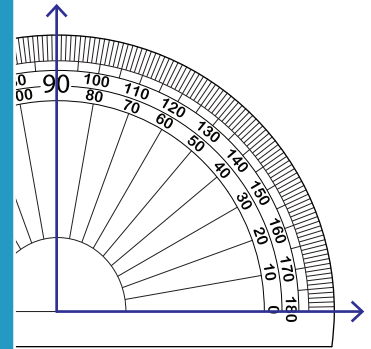
**PREVIEW**

Gain complete access to the largest collection of worksheets in all subjects!

Members, please log in to download this worksheet.

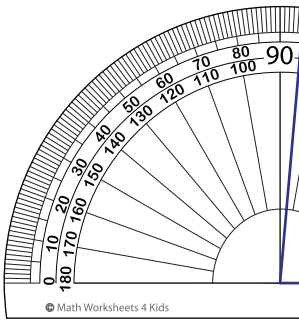
Not a member? Please sign up to gain complete access.

[www.mathworksheets4kids.com](http://www.mathworksheets4kids.com)

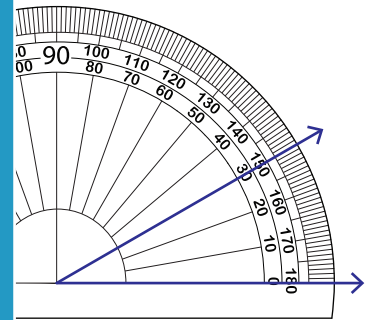


Angle: \_\_\_\_\_

5)

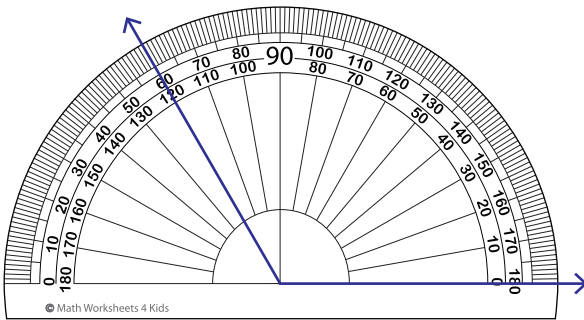


Angle: \_\_\_\_\_



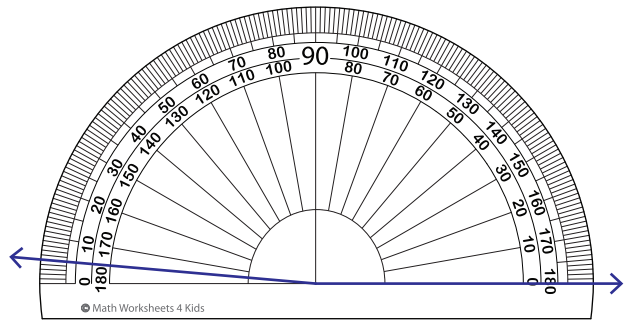
Angle: \_\_\_\_\_

7)



Angle: \_\_\_\_\_

8)



Angle: \_\_\_\_\_