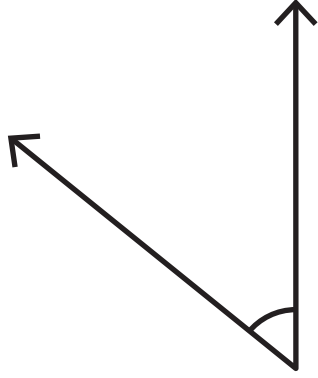


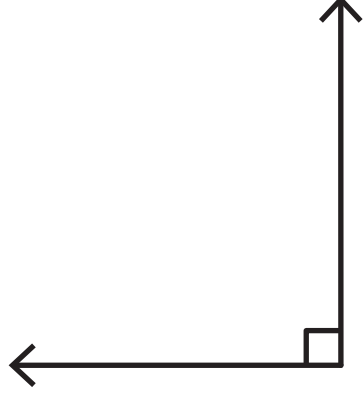
Name : _____

Types of Angles



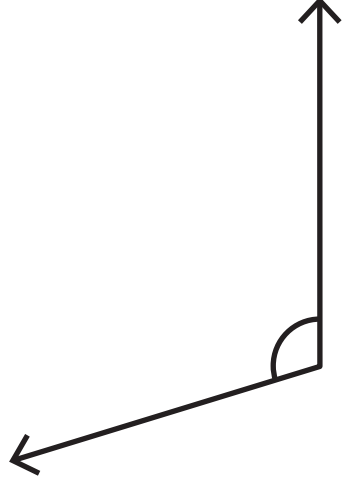
Acute angle

An acute angle measures less than 90 degrees.



Right angle

A right angle measures exactly 90 degrees.



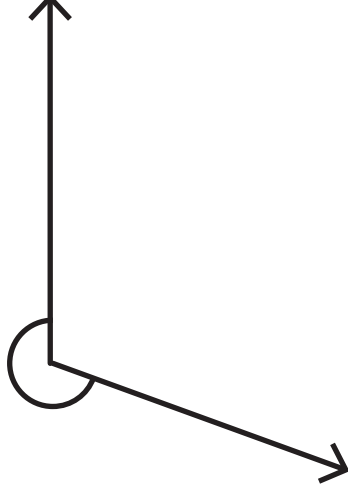
Obtuse angle

An obtuse angle measures more than 90 degrees and less than 180 degrees.



Straight angle

A straight angle measures exactly 180 degrees.



Reflex angle

A reflex angle measures more than 180 degrees and less than 360 degrees.



Complete angle

A complete angle measures exactly 360 degrees.