Name : _____

Drawing Angles

Sheet 1

A) Draw the arm by joining the points and identify the formed angle as acute, right, or obtuse.

1)

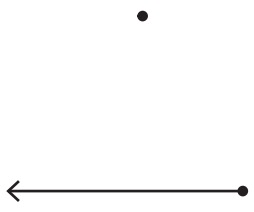

2)

3)



_____

4)

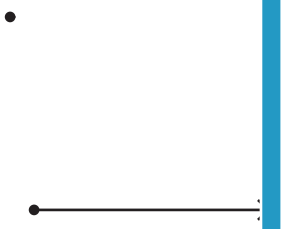

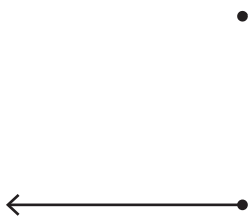

_____

PREVIEW

Gain complete access to the largest collection of worksheets in all subjects!

Members, please log in to download this worksheet.

Not a member? Please sign up to gain complete access.

www.mathworksheets4kids.com

B) Draw the angles.

1) A reflex angle

An acute angle

4) A right angle

5) An obtuse angle

6) A reflex angle