Name : _____

Drawing Angles

Sheet 5

A) Draw the arm by joining the points and identify the formed angle as acute, right, or obtuse.

1)

2)



3)



4)

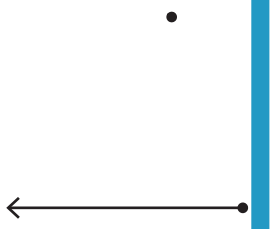

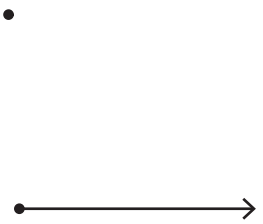

PREVIEW

Gain complete access to the largest collection of worksheets in all subjects!

Members, please log in to download this worksheet.

Not a member? Please sign up to gain complete access.

www.mathworksheets4kids.com

B) Draw the angles.

1) A right angle

A right angle

4) A reflex angle

5) An obtuse angle

6) A straight angle