

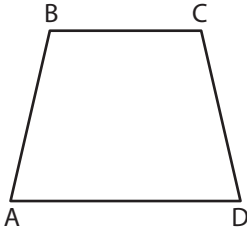
Name : \_\_\_\_\_

# Types of Angles - Shapes

Sheet 1

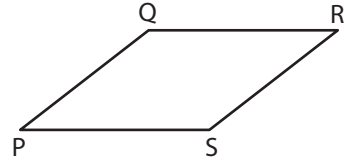
Identify the type of each indicated angle.

1)



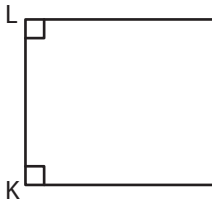
$\angle BCD$ : \_\_\_\_\_

2)

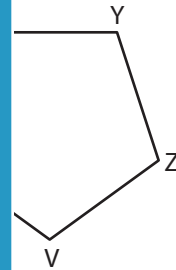


$\angle QRS$ : \_\_\_\_\_

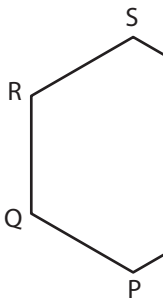
3)



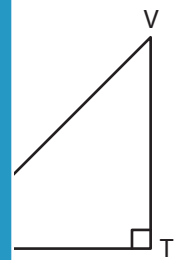
$\angle KLM$ : \_\_\_\_\_



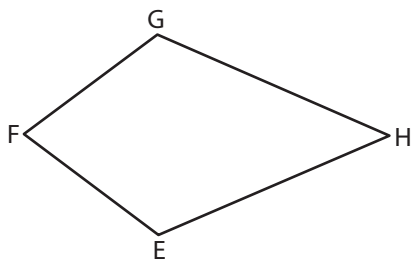
5)



$\angle PQR$ : \_\_\_\_\_

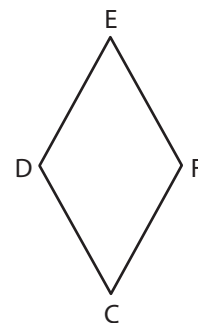


7)



$\angle EFG$ : \_\_\_\_\_

8)



$\angle CDE$ : \_\_\_\_\_

**PREVIEW**

Gain complete access to the largest collection of worksheets in all subjects!

Members, please log in to download this worksheet.

Not a member? Please sign up to gain complete access.

[www.mathworksheets4kids.com](http://www.mathworksheets4kids.com)