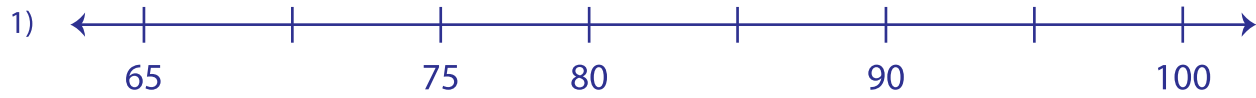


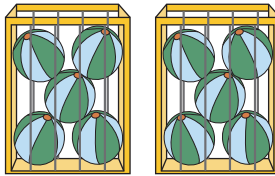
Name : \_\_\_\_\_

## Skip Count by 5s and 10s

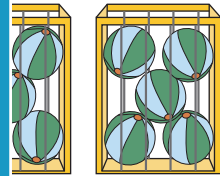
A) Complete each number line.



B) Count by 5s. How many balls are there in total?

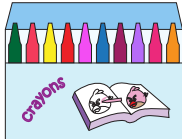


\_\_\_\_\_



\_\_\_\_\_

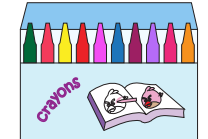
C) Count by 10s. How many \_\_\_\_\_



\_\_\_\_\_

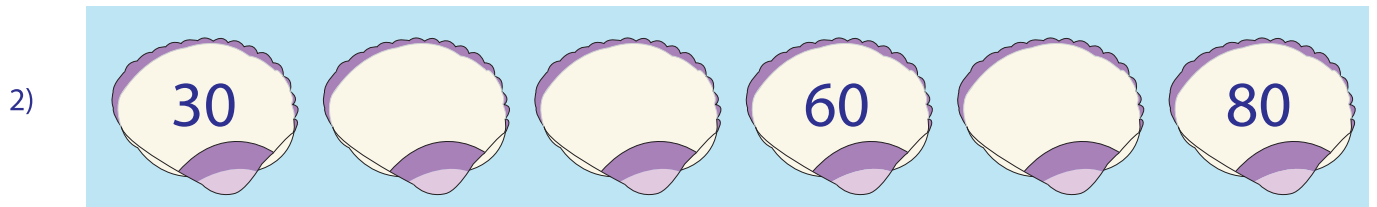
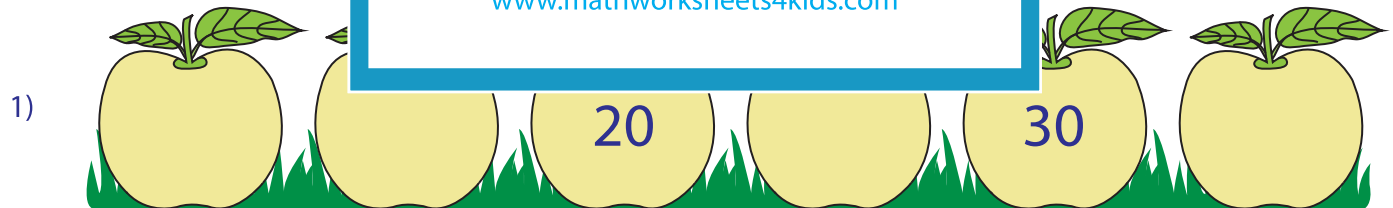


\_\_\_\_\_



\_\_\_\_\_

D) Fill in the missing number.



**PREVIEW**

Gain complete access to the largest collection of worksheets in all subjects!

Members, please log in to download this worksheet.

Not a member? Please sign up to gain complete access.

[www.mathworksheets4kids.com](http://www.mathworksheets4kids.com)


Name : \_\_\_\_\_

## Equal Groups: Multiplication Sentence

A) Complete the multiplication equation that describes each model.

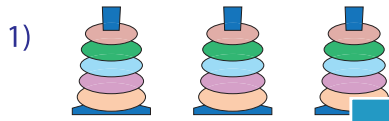


$$\square \times 2 = 6$$



$$5 \times \square = 25$$

B) Write a multiplication sentence to describe each model.



$$\underline{\quad} \times \underline{\quad} = \underline{\quad}$$



$$= \underline{\quad}$$

C) Observe the model and write the multiplication sentence.



1) How many shelves are there?

\_\_\_\_\_

2) How many books are there on each shelf?

\_\_\_\_\_

3) Write a multiplication sentence to describe the model.

\_\_\_\_\_

4) How many books are there in all?

\_\_\_\_\_

# PREVIEW

Gain complete access to the largest collection of worksheets in all subjects!

Members, please log in to download this worksheet.

Not a member? Please sign up to gain complete access.

[www.mathworksheets4kids.com](http://www.mathworksheets4kids.com)

D) Fill in the box to complete each multiplication sentence.

1)  $5 + 5$

$$\square \times 5 = \underline{\quad}$$

2)  $3 + 3 + 3$

$$\square \times 3 = \underline{\quad}$$

3)  $7 + 7 + 7 + 7 + 7$

$$\square \times 7 = \underline{\quad}$$

E) Write a multiplication sentence to describe the model.



$$\underline{\quad} \times \underline{\quad} = \underline{\quad}$$

Name : \_\_\_\_\_

# Coins & Bills

A) Count and write the amount.

1)



\_\_\_\_\_

2)



\_\_\_\_\_

3)



\_\_\_\_\_

## PREVIEW

Gain complete access to the largest collection of worksheets in all subjects!

Members, please log in to download this worksheet.

Not a member? Please sign up to gain complete access.

[www.mathworksheets4kids.com](http://www.mathworksheets4kids.com)

B) Use the fewest number of

1)

| Item  |  |
|---|--|
| <br><span style="border: 1px solid black; padding: 2px;">\$55.25</span> |  |
|   |  |

|  |  |
|--|--|
|  |  |
|  |  |

2)

| Item   |  |
|--|--|
| <br><span style="border: 1px solid black; padding: 2px;">\$7.75</span> |  |
|  |  |

|  |  |
|--|--|
|  |  |
|  |  |

3)





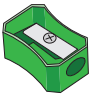
| Item  |  |
|---|--|
| <br><span style="border: 1px solid black; padding: 2px;">\$11.78</span> |  |
|   |  |

|  |  |  |  |
|--|--|--|--|
|  |  |  |  |
|  |  |  |  |

Name : \_\_\_\_\_

## Tally and Bar Graph

Victor made a list of school supplies required for the upcoming school year. Draw tally marks and a bar graph to represent the data.

|                        |   |   |   |   |   |
|------------------------|---|---|---|---|---|
| <b>School supplies</b> |  |  |  |  |  |
| <b>Number of items</b> | <b>7</b>  | <b>10</b>   | <b>4</b>  | <b>2</b>  | <b>5</b>  |
| <b>Tally Marks</b>     |   |   |   |   |   |

# PREVIEW

Gain complete access to the largest collection of worksheets in all subjects!

Members, please log in to download this worksheet.

Not a member? Please sign up to gain complete access.

[www.mathworksheets4kids.com](http://www.mathworksheets4kids.com)

