



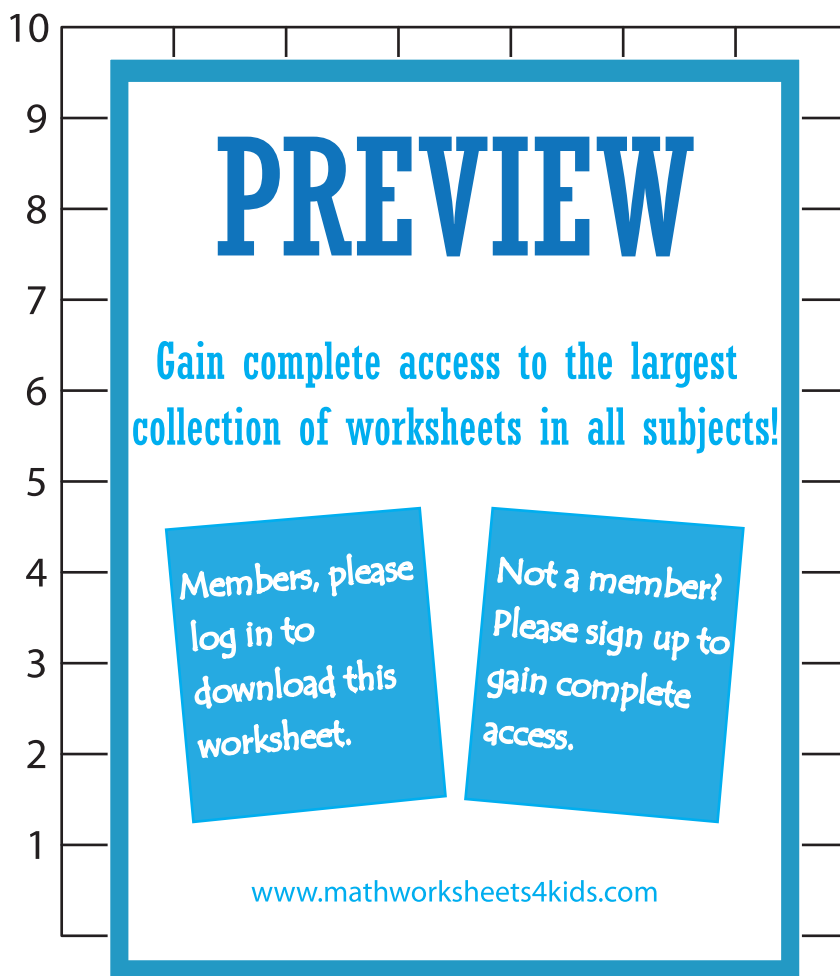




Name : \_\_\_\_\_



## Drawing & Interpreting a Bar Graph

Use the information given in the table to draw a bar graph, and answer the questions.

		
<b>6</b>	<b>8</b>	<b>2</b>



1) How many fewer  are there than  ? \_\_\_\_\_

2) How many more  are there than  ? \_\_\_\_\_

3) How many animals are there in all? \_\_\_\_\_