
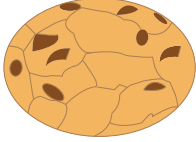



Name : _____

Making a Bar Graph

Eddie is baking pies, cookies, and cupcakes for the fair. Color the appropriate number of boxes and help him represent the information as a bar graph.

		
4	3	9

