




Name : _____

Making a Bar Graph

Mr. Kinney is taking stock of the number of balls left after a Black Friday sale. Color the appropriate number of boxes and help him represent the information as a bar graph.

		
8	1	6

