




Name : \_\_\_\_\_

# Making a Bar Graph

Liza is counting her gummy bears, peanut butter cups, and chocolate bars after the Halloween trick-or-treat. Color the appropriate number of boxes and help her represent the information as a bar graph.

		
<b>5</b>	<b>2</b>	<b>7</b>

