

Big vs Small

Look at the picture in Group A. Color the picture in Group B that is smaller than Group A.

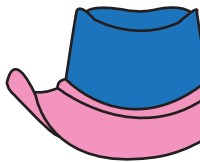
A

B

1)



2)





Look at the picture in

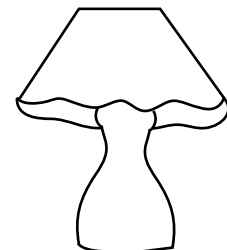

A

than Group A.

3)



4)



PREVIEW

Gain complete access to the largest collection of worksheets in all subjects!

Members, please log in to download this worksheet.

Not a member? Please sign up to gain complete access.

www.mathworksheets4kids.com