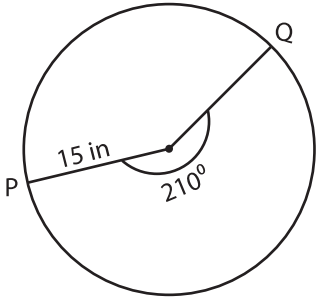


Radius, Central Angle & Arc Length

$$\text{Arc length of a sector } (s) = \frac{\text{central angle}}{180^\circ} \times \pi \times \text{radius} = \frac{\theta \times \pi \times r}{180^\circ}$$

Find the missing one. Round the radius and central angle to the nearest whole number. Round the arc length to two decimal places. (use $\pi = 3.14$)

1)

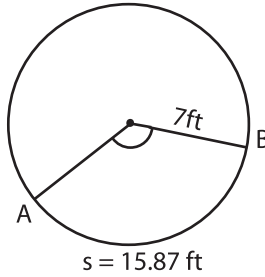


Radius = _____

Central angle = _____

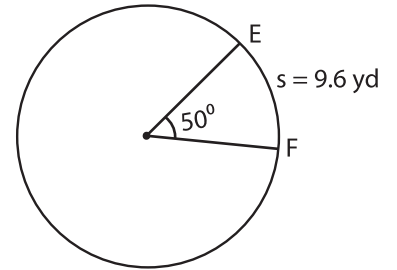
Length of the arc PQ = _____

2)



$s = 15.87 \text{ ft}$

3)

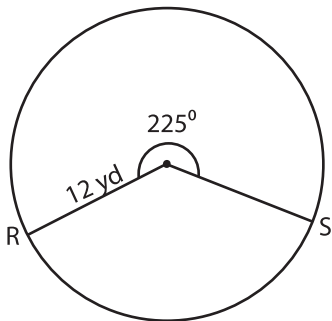


Radius = _____

Central angle = _____

Length of the arc EF = _____

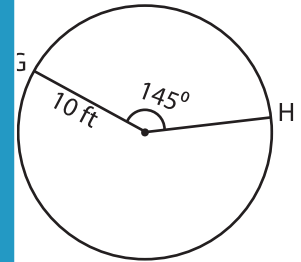
4)



Radius = _____

Central angle = _____

Length of the arc RS = _____

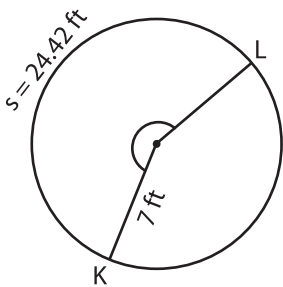


Radius = _____

Central angle = _____

Length of the arc GH = _____

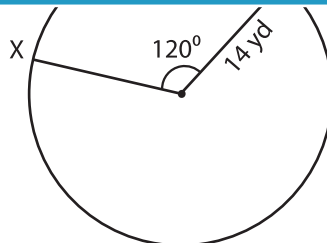
7)



Radius = _____

Central angle = _____

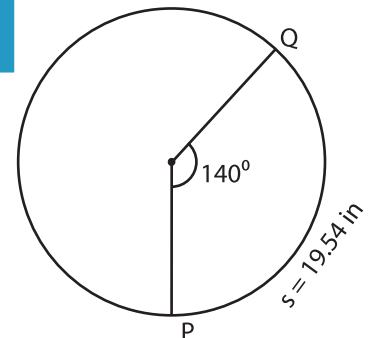
Length of the arc KL = _____



Radius = _____

Central angle = _____

Length of the arc XY = _____



Radius = _____

Central angle = _____

Length of the arc PQ = _____

PREVIEW

Gain complete access to the largest collection of worksheets in all subjects!

Members, please log in to download this worksheet.

Not a member? Please sign up to gain complete access.

www.mathworksheets4kids.com