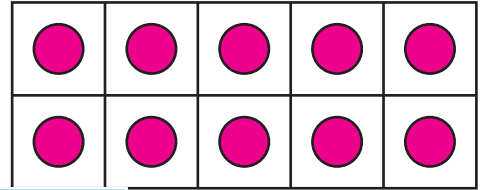
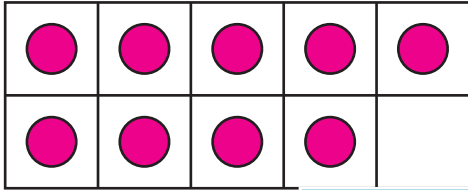
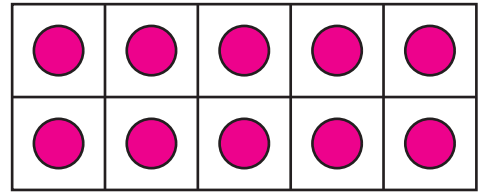

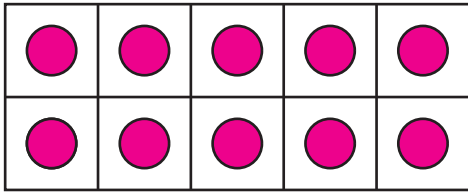


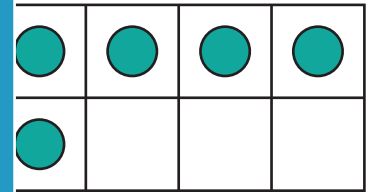
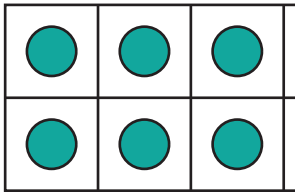
# Comparing Numbers

Compare the counters on the ten frames using  $>$ ,  $<$ , or  $=$ .

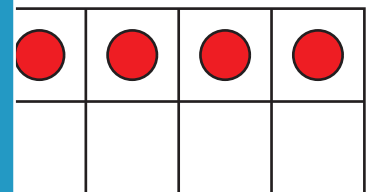
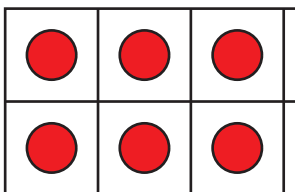
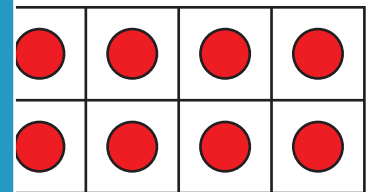
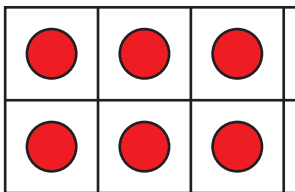
1)



2)



3)



## PREVIEW

Gain complete access to the largest collection of worksheets in all subjects!

Members, please log in to download this worksheet.

Not a member? Please sign up to gain complete access.

[www.mathworksheets4kids.com](http://www.mathworksheets4kids.com)

4)

