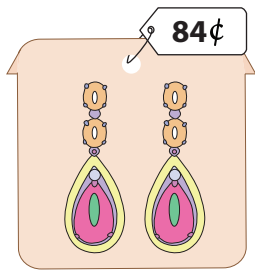



What is Your Change?

You pay \$1 for each item. Show the change you receive, with minimum number of coins.


1)

	<p>_____ quarters</p> <p>_____ dimes</p> <p>_____ nickels</p> <p>_____ pennies</p>
---	--


2)

	<p>_____ quarters</p> <p>_____ dimes</p> <p>_____ nickels</p> <p>_____ pennies</p>
--	--

3)

	<p>_____ quarters</p> <p>_____ dimes</p> <p>_____ nickels</p> <p>_____ pennies</p>
--	--

5)

	<p>_____ quarters</p> <p>_____ dimes</p> <p>_____ nickels</p> <p>_____ pennies</p>
---	--

PREVIEW

Gain complete access to the largest collection of worksheets in all subjects!

Members, please log in to download this worksheet.

Not a member? Please sign up to gain complete access.

www.mathworksheets4kids.com

7) You pay with \$1 for a pendant that costs 39¢. Write your change in minimum number of coins.

_____ quarters ; _____ dimes ; _____ pennies

8) You pay with \$1 for a blankbook that costs 91¢. Write your change in minimum number of coins.

_____ quarters ; _____ nickels ; _____ pennies