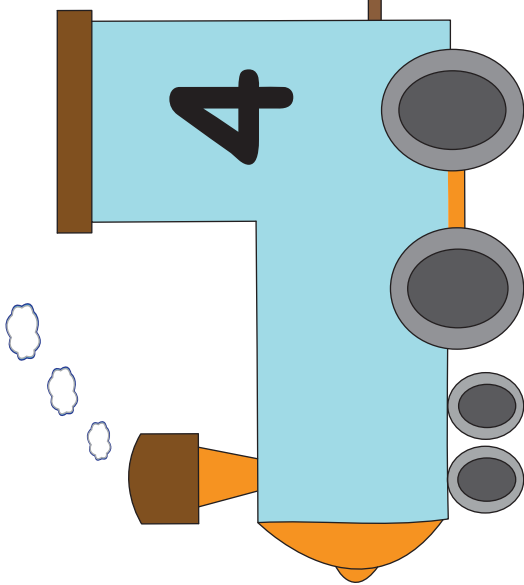
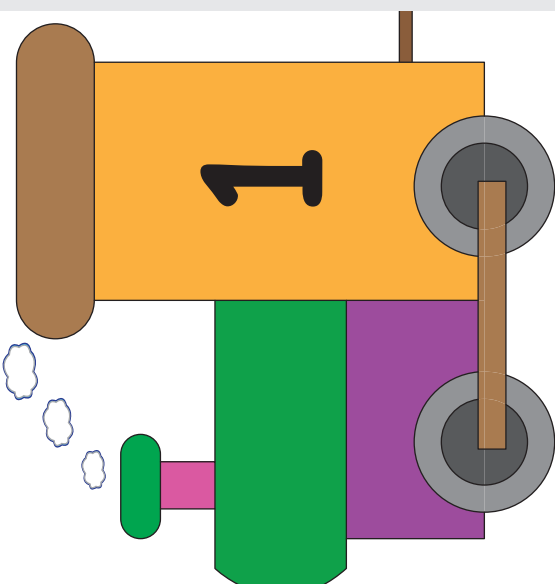
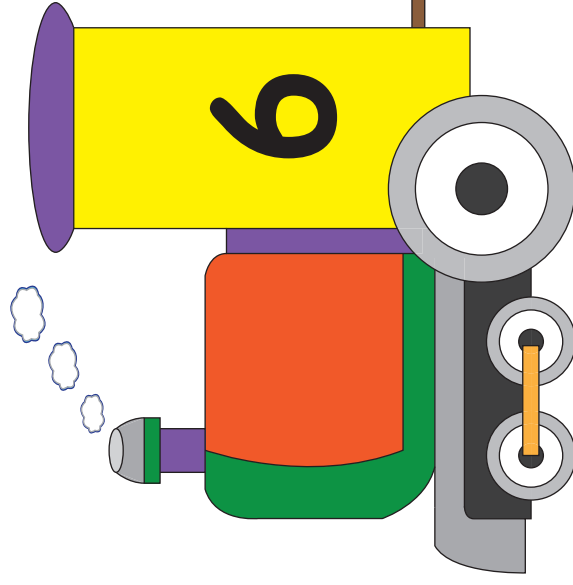
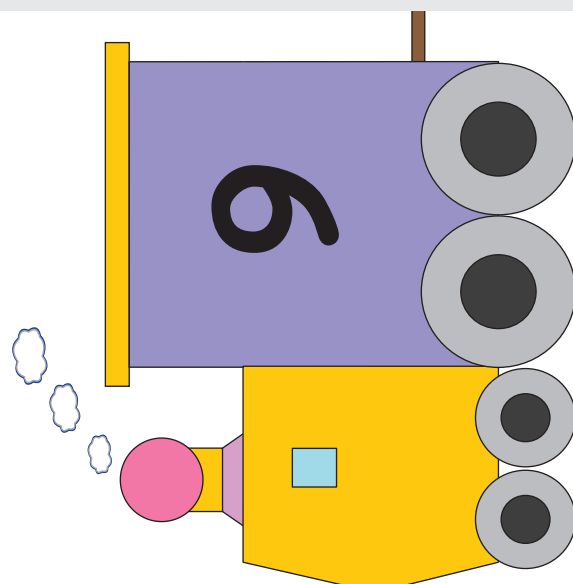
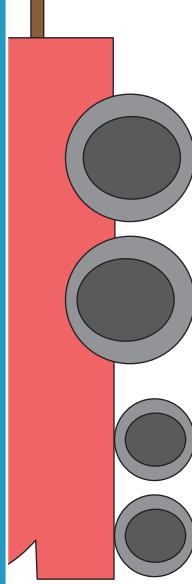


Name: _____

Cut and Glue Activity

Cut the railroad cars from pages 3 to 6. Glue them to the appropriate numbers displayed on the engines to form a train.



	
<div style="border: 2px solid blue; padding: 10px;"><h2 style="text-align: center;">PREVIEW</h2><p style="text-align: center;">Gain complete access to the largest collection of worksheets in all subjects!</p><div style="display: flex; justify-content: space-around;"><div style="background-color: #007bff; color: white; padding: 5px; transform: rotate(-5deg);">Members, please log in to download this worksheet.</div><div style="background-color: #007bff; color: white; padding: 5px; transform: rotate(5deg);">Not a member? Please sign up to gain complete access.</div></div><p style="text-align: right;">www.mathworksheets4kids.com</p></div>	
	
	



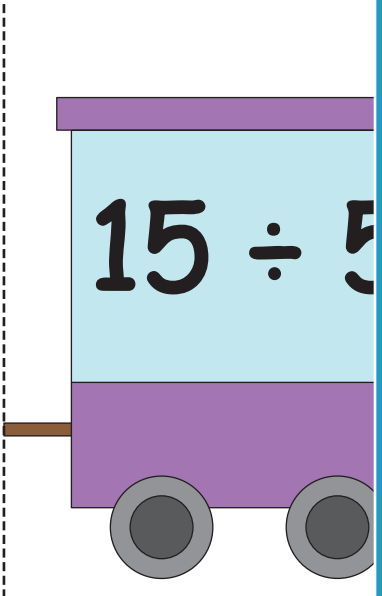
$27 \div 3$



$2 \div 2$



$20 \div 5$



$15 \div 5$

PREVIEW
Gain complete access to the largest collection of worksheets in all subjects!



$30 \div 6$

Members, please log in to download this worksheet.

Not a member? Please sign up to gain complete access.

www.mathworksheets4kids.com



$48 \div 6$



$18 \div 3$



$24 \div 4$



$36 \div 4$



$3 \div 3$



$24 \div 6$



$6 \div 3$

PREVIEW
Gain complete access to the largest collection of worksheets in all subjects!



$18 \div 2$

Members, please log in to download this worksheet.

Not a member? Please sign up to gain complete access.

www.mathworksheets4kids.com



$14 \div 2$



$40 \div 8$



$0 \div 1$

$16 \div 2$

$10 \div 5$

$0 \div 4$

PREVIEW

Gain complete access to the largest collection of worksheets in all subjects!

Members, please log in to download this worksheet.

Not a member? Please sign up to gain complete access.

www.mathworksheets4kids.com

$7 \div 7$

$9 \div 3$

$16 \div 4$

$6 \div 1$

$35 \div 5$

The image shows a train of nine colorful cars on a track. Each car has a math problem written on its side. The cars are arranged in three rows of three. A large blue-bordered box in the center of the train contains a 'PREVIEW' message and a website URL. The math problems on the cars are:

- Top row (left to right): $49 \div 7$ (green car), $9 \div 1$ (teal car), $4 \div 2$ (dark blue car)
- Middle row (left to right): $8 \div 4$ (pink car), **PREVIEW** (central box), $25 \div 5$ (light green car)
- Bottom row (left to right): $15 \div 3$ (orange car), $32 \div 4$ (blue car), $48 \div 8$ (yellow car)

The central preview box contains the following text:

PREVIEW

Gain complete access to the largest collection of worksheets in all subjects!

Members, please log in to download this worksheet.

Not a member? Please sign up to gain complete access.

www.mathworksheets4kids.com