







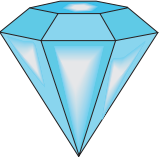
Name : _____

Ending Sounds




Circle the pictures that share the given ending sound.

t    

g    

m   

p   

n    

k    

PREVIEW

Gain complete access to the largest collection of worksheets in all subjects!

Members, please log in to download this worksheet.

Not a member? Please sign up to gain complete access.

www.mathworksheets4kids.com