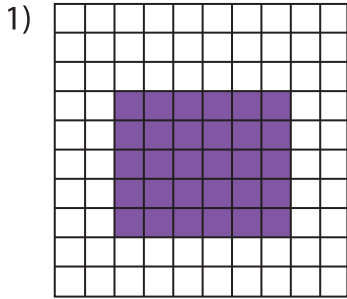


Name : _____

Estimation: Shaded Region

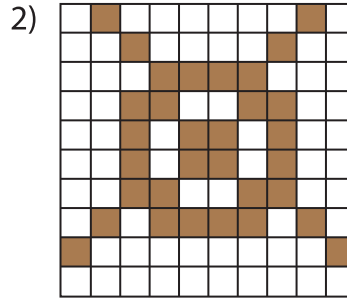
Sheet 1

Estimate the shaded squares in each grid.



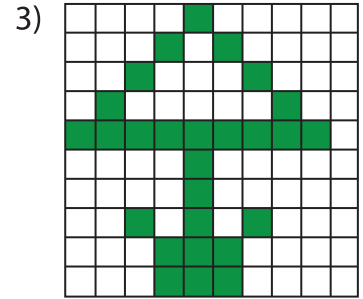
Estimated count: _____

Actual count: _____



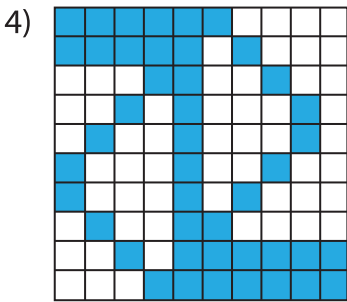
Estimated count: _____

Actual count: _____



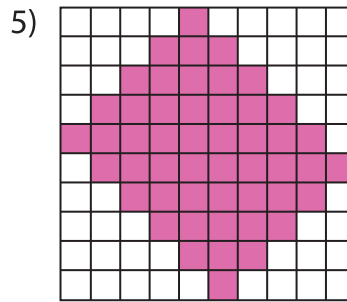
Estimated count: _____

Actual count: _____



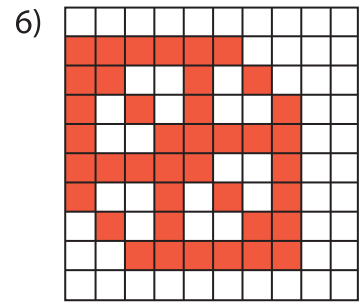
Estimated count: _____

Actual count: _____



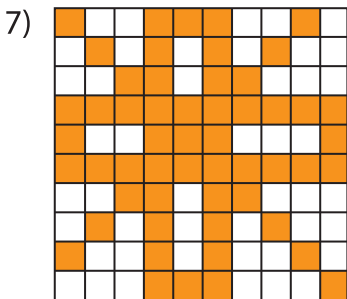
Estimated count: _____

Actual count: _____



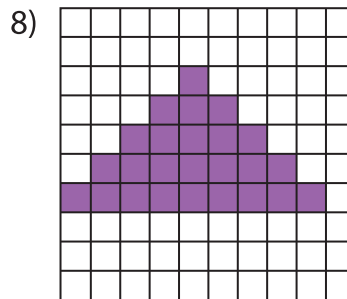
Estimated count: _____

Actual count: _____




Estimated count: _____

Actual count: _____



Estimated count: _____

Actual count: _____



Estimated count: _____

Actual count: _____