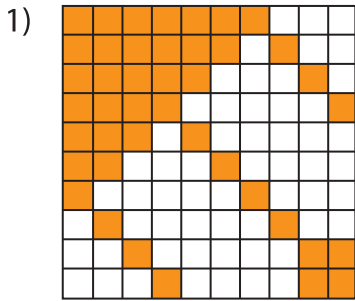


Name : \_\_\_\_\_

## Estimation: Shaded Region

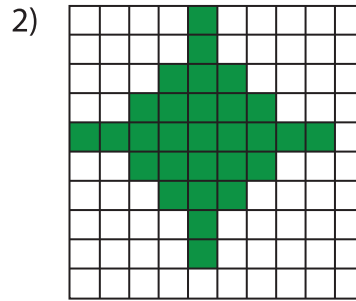
Sheet 2

Estimate the shaded squares in each grid.

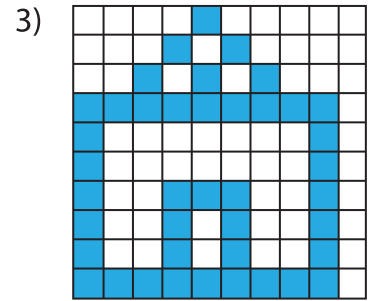


Estimated count: \_\_\_\_\_

Actual count: \_\_\_\_\_

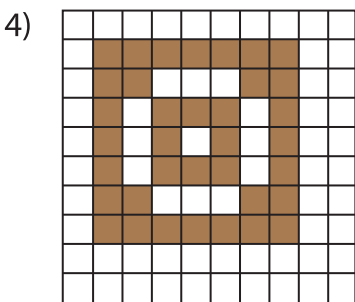


Estimated count: \_\_\_\_\_



Estimated count: \_\_\_\_\_

Actual count: \_\_\_\_\_



Estimated count: \_\_\_\_\_

Actual count: \_\_\_\_\_

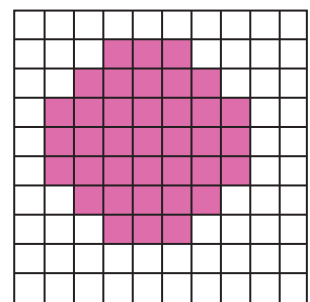
**PREVIEW**

Gain complete access to the largest collection of worksheets in all subjects!

Members, please log in to download this worksheet.

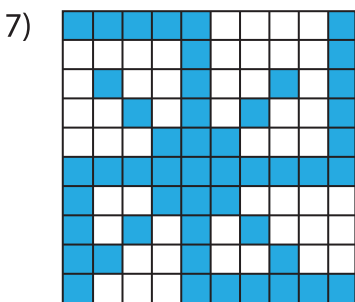
Not a member? Please sign up to gain complete access.

[www.mathworksheets4kids.com](http://www.mathworksheets4kids.com)




Estimated count: \_\_\_\_\_

Actual count: \_\_\_\_\_



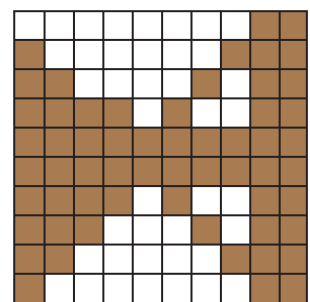
Estimated count: \_\_\_\_\_

Actual count: \_\_\_\_\_



Estimated count: \_\_\_\_\_

Actual count: \_\_\_\_\_



Estimated count: \_\_\_\_\_

Actual count: \_\_\_\_\_