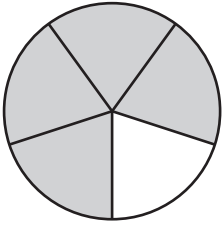


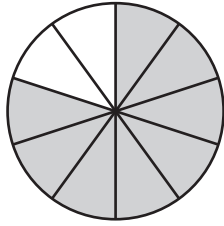
Comparing Fractions - Pie Model

Compare the fractions using the symbols: >, <, or =.

1)

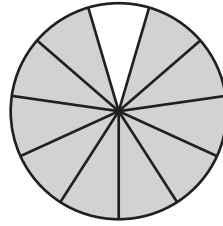


$$\frac{4}{5}$$

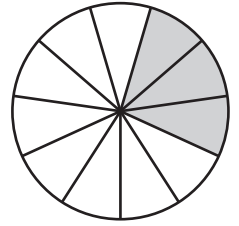


$$\frac{8}{10}$$

2)

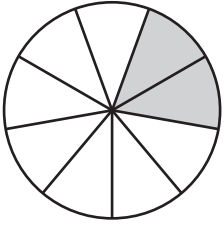


$$\frac{10}{11}$$



$$\frac{3}{11}$$

3)



$$\frac{2}{9}$$

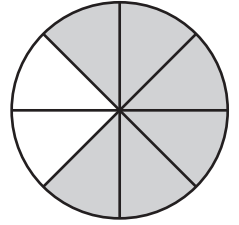
PREVIEW

Gain complete access to the largest collection of worksheets in all subjects!

Members, please log in to download this worksheet.

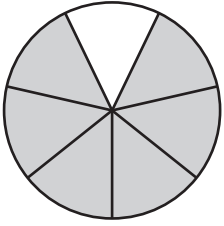
Not a member? Please sign up to gain complete access.

www.mathworksheets4kids.com

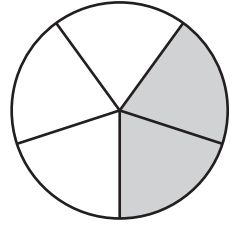


$$\frac{6}{8}$$

5)

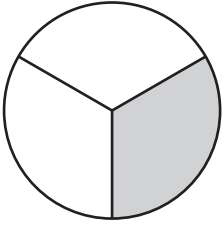


$$\frac{6}{7}$$

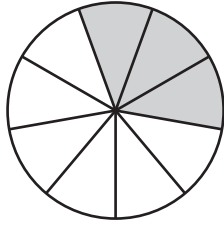


$$\frac{2}{5}$$

7)

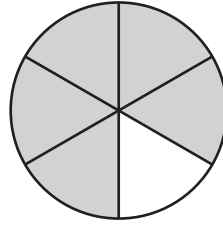


$$\frac{1}{3}$$

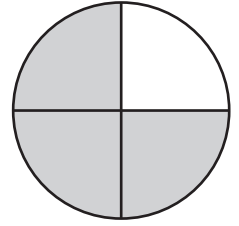


$$\frac{3}{9}$$

8)



$$\frac{5}{6}$$



$$\frac{3}{4}$$