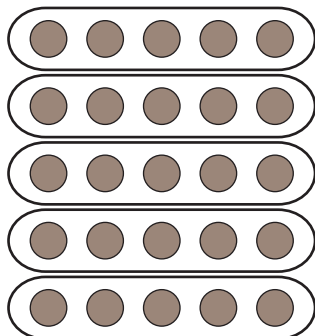


Multiplying Fractions - Arrays

1)



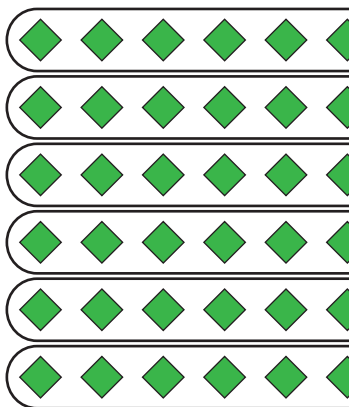
This illustration shows 25 circles divided equally into 5 rows.

$$\frac{1}{5} \text{ of } 25 = \text{number of circles in each row} = \underline{\hspace{2cm}}$$

$$\frac{3}{5} \text{ of } 25 = \text{number of circles in 3 rows}$$

$$\frac{3}{5} \times 25 = \underline{\hspace{2cm}} \text{ circles}$$

2)



ed equally into 6 rows.

$$w = \underline{\hspace{2cm}}$$

PREVIEW

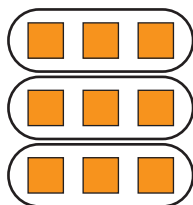
Gain complete access to the largest
collection of worksheets in all subjects!

Members, please
log in to
download this
worksheet.

Not a member?
Please sign up to
gain complete
access.

www.mathworksheets4kids.com


3)



equally into 3 rows.

$$\underline{\hspace{2cm}}$$

4)



This illustration shows 16 stars divided equally into 4 rows.

$$\frac{1}{4} \text{ of } 16 = \text{number of stars in each row} = \underline{\hspace{2cm}}$$

$$\frac{3}{4} \text{ of } 16 = \text{number of stars in 3 rows}$$

$$\frac{3}{4} \times 16 = \underline{\hspace{2cm}} \text{ stars}$$