


Function Table

T3L2S5

Complete the function table by assuming your own values for x . Plot the points and graph the line.


1) $f(x) = -\frac{1}{3}x - 1$

x					
$f(x)$					




2) $f(x) = \frac{2}{7}x - 6$

x					
$f(x)$					




3) $f(x) = -\frac{1}{6}x - 5$

x					
$f(x)$					




4) $f(x) = \frac{4}{3}x - 4$

x				
$f(x)$				




5) $f(x) = \frac{1}{5}x - 1$

x				
$f(x)$				




6) $f(x) = 3 - \frac{3}{5}x$

x				
$f(x)$				



7) $f(x) = -9 - \frac{9}{4}x$

x				
$f(x)$				



PREVIEW

Gain complete access to the largest
collection of worksheets in all subjects!

Members, please
log in to
download this
worksheet.

Not a member?
Please sign up to
gain complete
access.

www.mathworksheets4kids.com