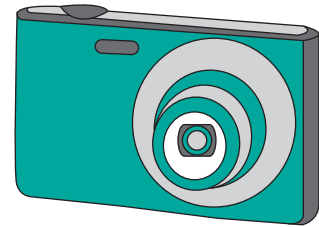
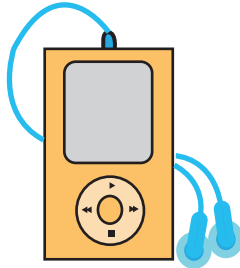

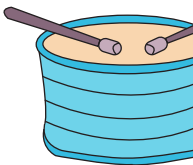


# Heavy vs Light

1) Circle the heaviest object.



2) Circle the lightest




## PREVIEW

Gain complete access to the largest collection of worksheets in all subjects!

Members, please log in to download this worksheet.

Not a member? Please sign up to gain complete access.

[www.mathworksheets4kids.com](http://www.mathworksheets4kids.com)



3) Circle the heaviest



4) Circle the lightest object.

