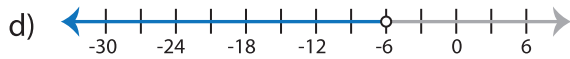
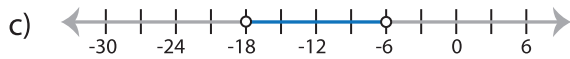
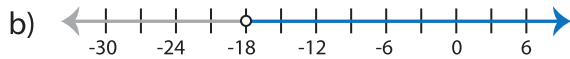
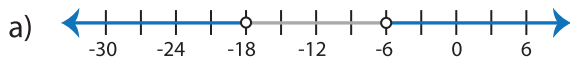


Identifying Graphs

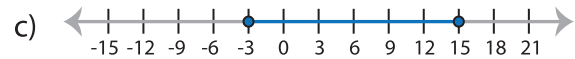
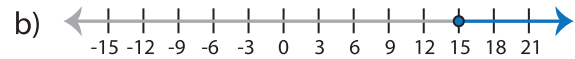
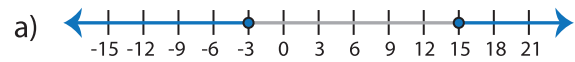
One-step: S1

Choose the correct graph that best describes the solution for each inequality.

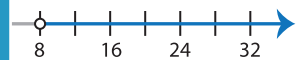
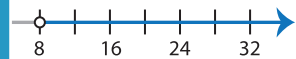
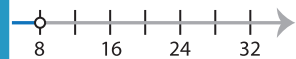
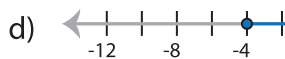
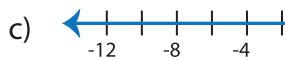
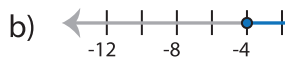
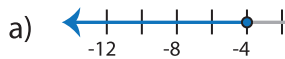
1) $|x + 12| < 6$



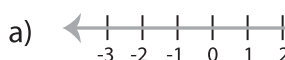
2) $|x - 6| \geq 9$



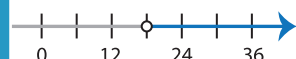
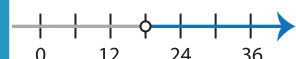
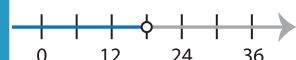
3) $|7x| \leq 28$



5) $|x - 5| < 2$



d) No solution



PREVIEW

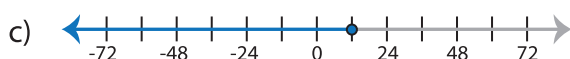
Gain complete access to the largest
collection of worksheets in all subjects!

Members, please
log in to
download this
worksheet.

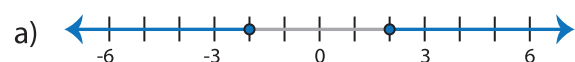
Not a member?
Please sign up to
gain complete
access.

www.mathworksheets4kids.com

7) $\frac{|x|}{3} \leq 4$



8) $-|9x| \geq 18$



d) No solution