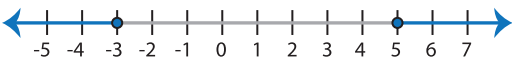
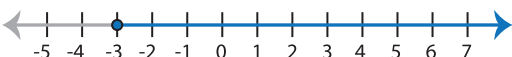
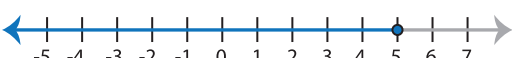
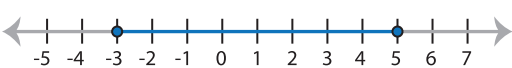


Identifying Graphs




One-step: S3

Choose the correct graph that best describes the solution for each inequality.


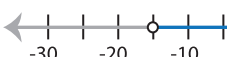

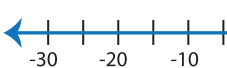
1) $|x - 1| \leq 4$

- a) 
- b) 
- c) 
- d) 

2) $|-x + 3| > 9$

- a) 
- b) 
- c) 
- d) No solution

3) $\frac{|x|}{5} < 3$

- a) 
- b) 
- c) 
- d) 

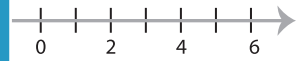
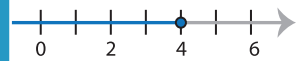
PREVIEW

Gain complete access to the largest collection of worksheets in all subjects!

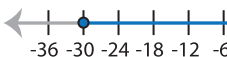
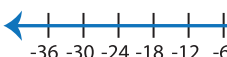
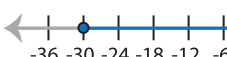

Members, please log in to download this worksheet.

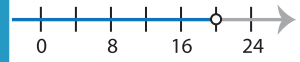
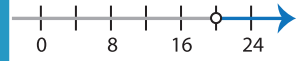
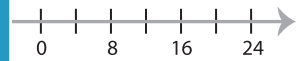
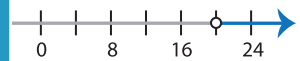
Not a member? Please sign up to gain complete access.

www.mathworksheets4kids.com

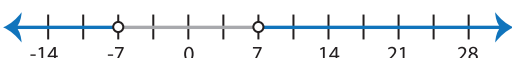

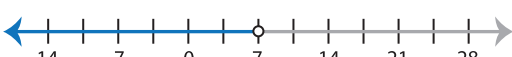
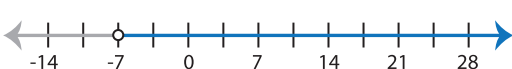


5) $|x + 6| \leq 24$

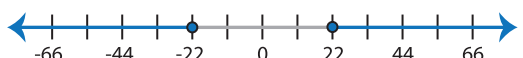
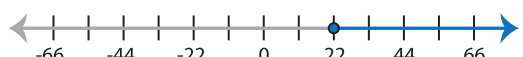

- a) 
- b) 
- c) 
- d) 



7) $|7x| < 49$

- a) 
- b) 
- c) 
- d) 

8) $\frac{|-x|}{2} \geq 11$

- a) 
- b) 
- c) 
- d) No solution