





Identifying Graphs

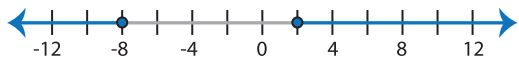
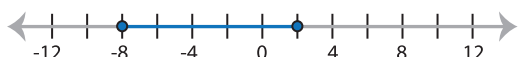
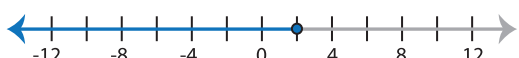
Two-step: S2

Choose the correct graph that best describes the solution for each inequality.


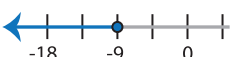
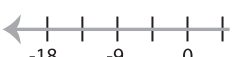
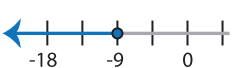
1) $|2x| - 17 > 15$

- a) 
- b) 
- c) 
- d) 

2) $-|3x + 9| \leq 15$

- a) 
- b) 
- c) 
- d) No solution

3) $7 + |x - 9| \geq 25$

- a) 
- b) 
- c) 
- d) 

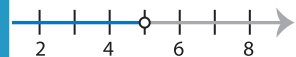
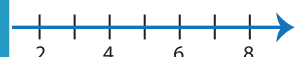
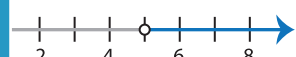
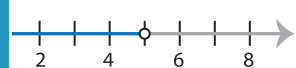
PREVIEW

Gain complete access to the largest collection of worksheets in all subjects!

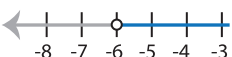

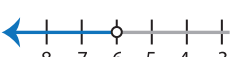
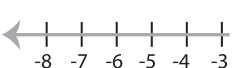
Members, please log in to download this worksheet.

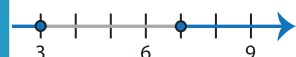
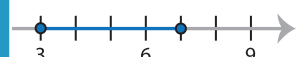
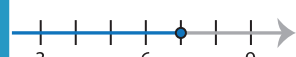
Not a member? Please sign up to gain complete access.

www.mathworksheets4kids.com

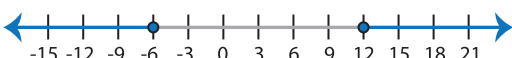


- 
- 
- 
- 

5) $|4x + 8| > 16$

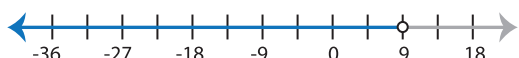


- a) 
- b) 
- c) 
- d) 

- 
- 
- 

7) $|x - 3| - 15 \geq -6$

- a) 
- b) 
- c) 
- d) No solution

8) $\frac{|x + 9|}{6} < 3$

- a) 
- b) 
- c) 
- d) 