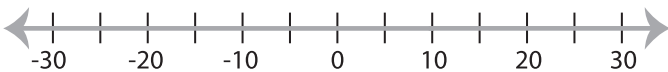


Solving & Graphing Inequalities

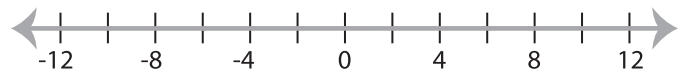
Two-step: S2

Solve each problem and graph the solutions.

1) $\frac{|7x|}{2} - 8 \leq 27$



2) $1 - |x + 22| > 29$



3) $|14x - 21| < 7$



PREVIEW

Gain complete access to the largest
collection of worksheets in all subjects!

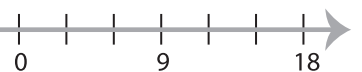
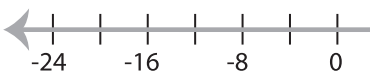
Members, please
log in to
download this
worksheet.

Not a member?
Please sign up to
gain complete
access.

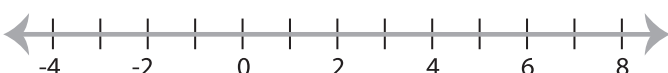
www.mathworksheets4kids.com



5) $|x + 6| + 3 \geq 13$



7) $|11x - 22| > 33$



8) $\frac{|x|}{3} - 5 \leq 10$

