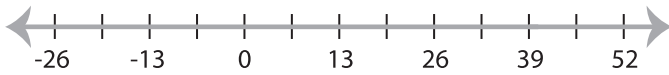


Graphing Compound Inequalities

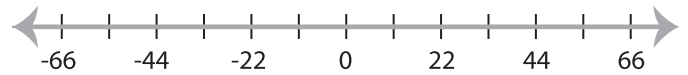
MS1

Graph the compound inequalities.

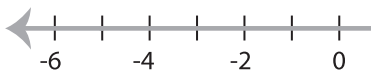
1) $13 < x$ and $x > 39$



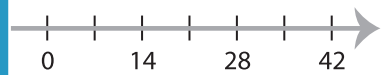
2) $x < 11$ or $x \leq -22$



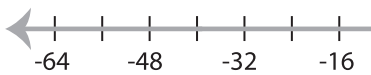
3) $-5 \geq x$ and $-3 > x$



35



5) $x \geq -40$ or $x > 24$



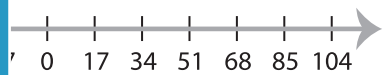
PREVIEW

Gain complete access to the largest
collection of worksheets in all subjects!

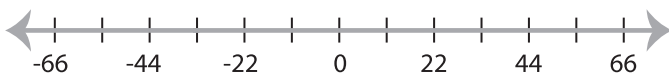
Members, please
log in to
download this
worksheet.

Not a member?
Please sign up to
gain complete
access.

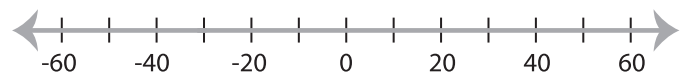
www.mathworksheets4kids.com



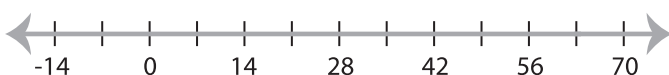
7) $x \leq -33$ and $x \leq 33$



0 ≤ x



9) $63 \geq x$ or $x < 14$



10) $45 > x > 0$

