

Graphing Compound Inequalities

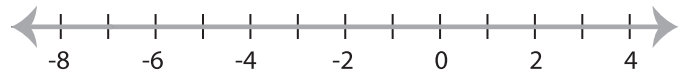
MS2

Graph the compound inequalities.

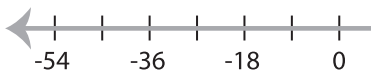
1) $x \leq -35$ and $x \leq 21$



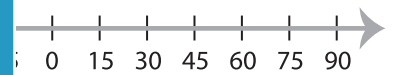
2) $-6 < x$ or $x \geq -7$



3) $18 > x$ and $x < 27$



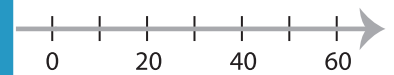
15



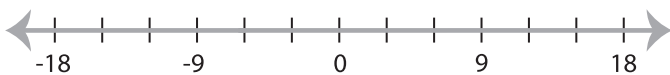
5) $-32 < x$ or $x \geq -48$



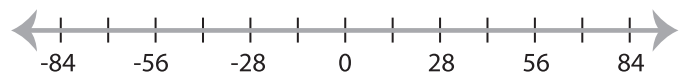
$< x$



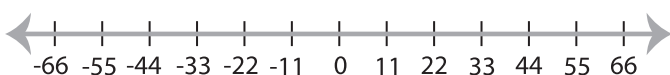
7) $x \geq -3$ or $x \geq -6$



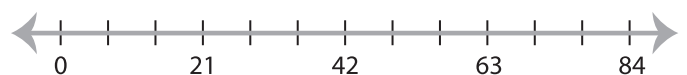
42



9) $-44 < x$ and $55 \leq x$



10) $x \leq 77$ or $x < 21$



PREVIEW

Gain complete access to the largest
collection of worksheets in all subjects!

Members, please
log in to
download this
worksheet.

Not a member?
Please sign up to
gain complete
access.

www.mathworksheets4kids.com