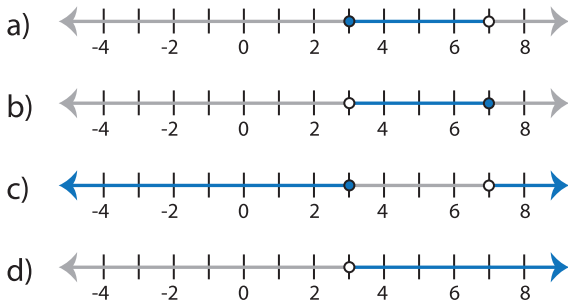


Identifying Graphs

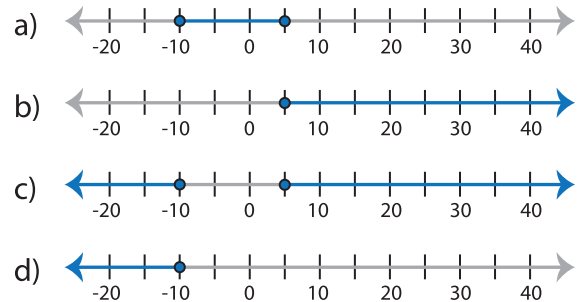
One-step: S2

Choose the correct graph that best describes the solution for each inequality.

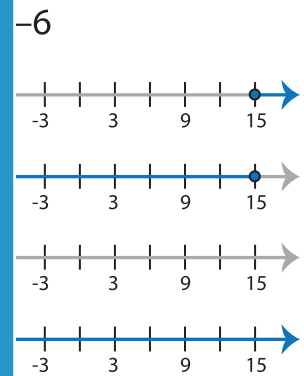
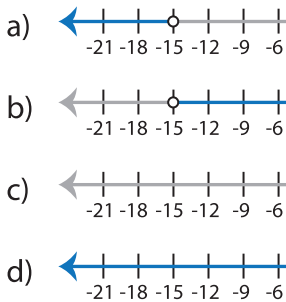
1) $19 \leq 16 + x < 23$



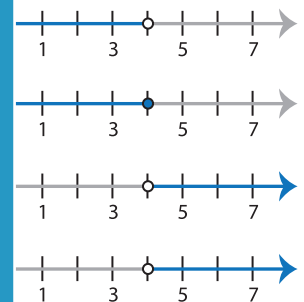
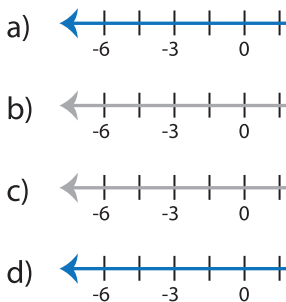
2) $5x \geq 25$ or $2x \leq -20$



3) $x + 19 > 4$ and $x < 15$



5) $\frac{x}{3} > 3$ or $8x > 24$



PREVIEW

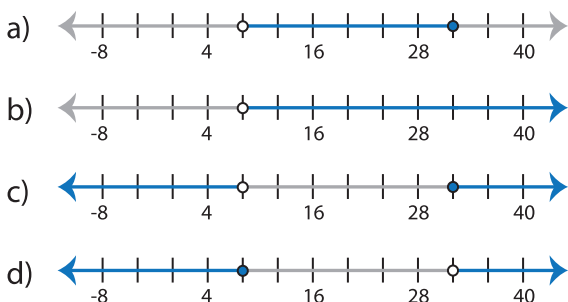
Gain complete access to the largest collection of worksheets in all subjects!

Members, please log in to download this worksheet.

Not a member? Please sign up to gain complete access.

www.mathworksheets4kids.com

7) $2x \geq 64$ or $x + 21 < 29$



8) $10 + x \geq 8$ and $7x < 14$

