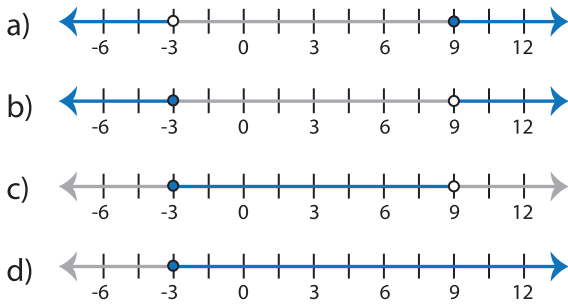


Identifying Graphs

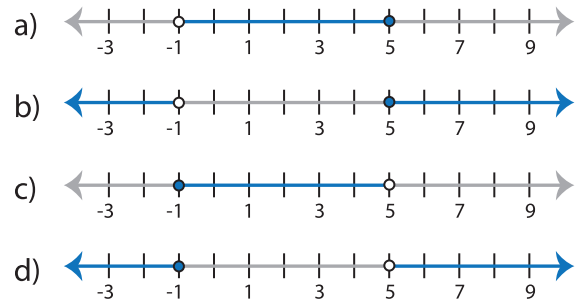
One-step: S3

Choose the correct graph that best describes the solution for each inequality.

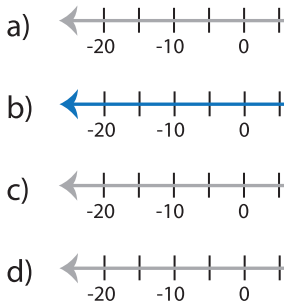
1) $2x > 18$ or $6x \leq -18$



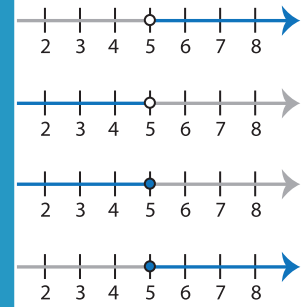
2) $-7 < 7x \leq 35$



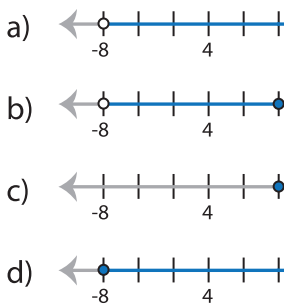
3) $3x \geq 45$ and $x \leq 6$



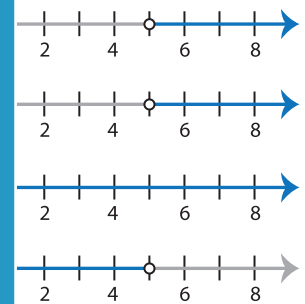
4) $x > 5$



5) $\frac{x}{4} \geq 3$ or $\frac{x}{2} > -8$



6) $x - 3 < 2$



PREVIEW

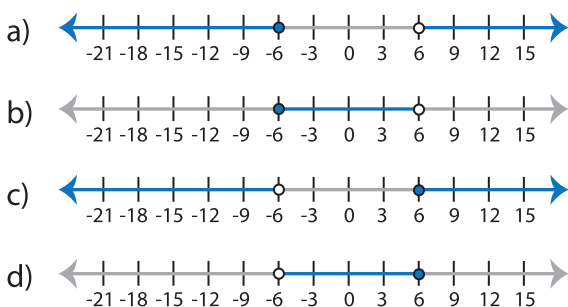
Gain complete access to the largest collection of worksheets in all subjects!

Members, please log in to download this worksheet.

Not a member? Please sign up to gain complete access.

www.mathworksheets4kids.com

7) $23 + x \geq 17$ and $9x < 54$



8) $\frac{x}{2} > 6$ or $5x > -45$

