

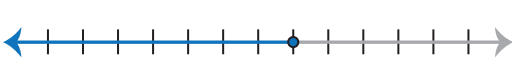
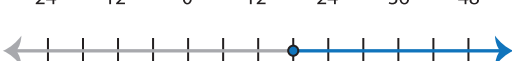


Identifying Graphs

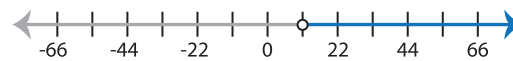
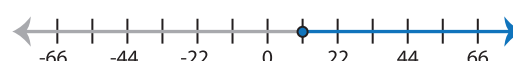

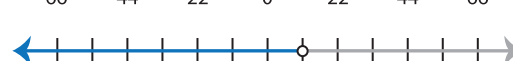
MS3

Choose the correct graph that best describes the solution for each inequality.


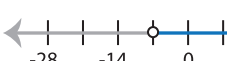


1) $15 - 2x \leq \frac{5x}{9} - 31$

- a) 
- b) 
- c) 
- d) 

2) $16x > 4(3x + 11)$

- a) 
- b) 
- c) 
- d) 

3) $\frac{7x - 1}{10} > -5$

- a) 
- b) 
- c) 
- d) 

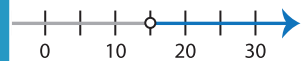
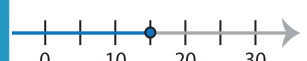

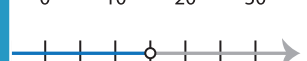
PREVIEW

Gain complete access to the largest collection of worksheets in all subjects!

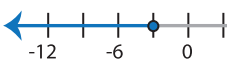
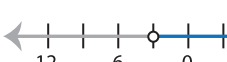

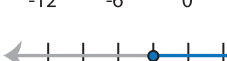
Members, please log in to download this worksheet.

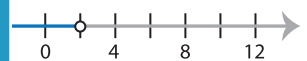
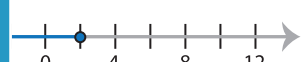


Not a member? Please sign up to gain complete access.

www.mathworksheets4kids.com

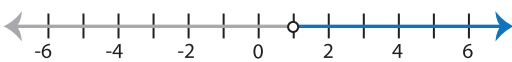
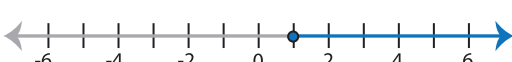

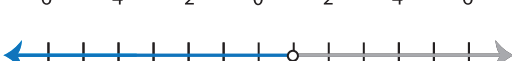
- 
- 
- 
- 

5) $18x + 24 < 13x + 12$


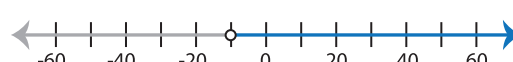
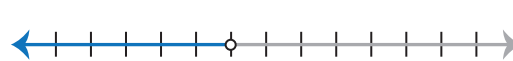
- a) 
- b) 
- c) 
- d) 

- 
- 
- 
- 

7) $19x - 2 > 12x + 5$

- a) 
- b) 
- c) 
- d) 

8) $x + 8 \leq \frac{x}{5}$

- a) 
- b) 
- c) 
- d) 