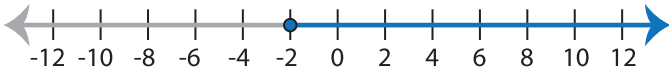


Identifying Inequalities

ES1

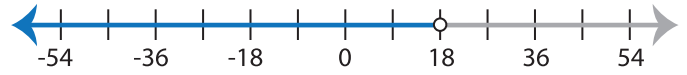
Choose the correct inequality that best describes each graph.

1)



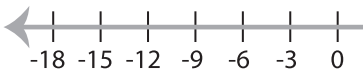
- a) $x + 8 \geq 6$ b) $x + 8 < 6$
 c) $x + 8 > 6$ d) $x + 6 \leq 8$

2)

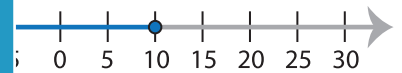


- a) $\frac{x}{9} \geq 2$ b) $\frac{x}{9} > 2$
 c) $\frac{x}{5} < 9$ d) $\frac{x}{2} \leq 9$

3)

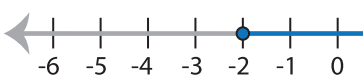


- a) $5x \geq 30$
 c) $5x \leq 30$

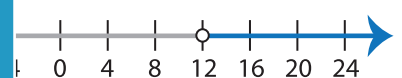


- b) $x - 5 < 5$
 d) $x - 5 > 5$

5)



- a) $3 + x > 1$
 c) $3 + x \geq 1$



- b) $2x < 24$
 d) $2x \leq 24$

PREVIEW

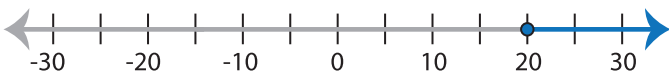
Gain complete access to the largest
collection of worksheets in all subjects!

Members, please
log in to
download this
worksheet.

Not a member?
Please sign up to
gain complete
access.

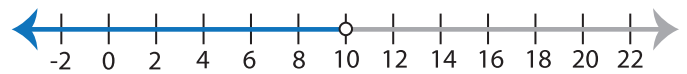
www.mathworksheets4kids.com

7)



- a) $\frac{x}{5} < 4$ b) $\frac{x}{5} \geq 4$
 c) $\frac{x}{5} > 4$ d) $\frac{x}{5} \leq 4$

8)



- a) $x - 2 \leq 8$ b) $x - 2 > 8$
 c) $x - 2 \geq 8$ d) $x - 2 < 8$