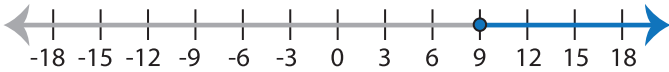


Identifying Inequalities

ES2

Choose the correct inequality that best describes each graph.

1)



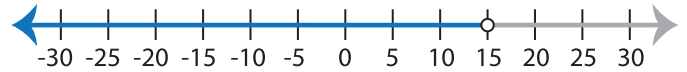
a) $2x < 18$

b) $2x \leq 18$

c) $2x \geq 18$

d) $2x > 18$

2)



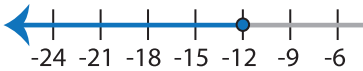
a) $x - 6 > 9$

b) $x - 6 \geq 9$

c) $x - 6 \leq 9$

d) $x - 6 < 9$

3)



a) $x + 15 \geq 3$

c) $x + 15 < 3$



b) $\frac{x}{7} \leq 5$

d) $\frac{x}{7} < 5$

PREVIEW

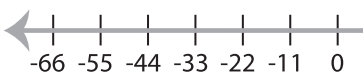
Gain complete access to the largest
collection of worksheets in all subjects!

Members, please
log in to
download this
worksheet.

Not a member?
Please sign up to
gain complete
access.

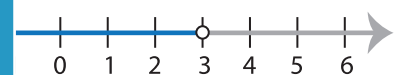
www.mathworksheets4kids.com

5)



a) $x - 1 \geq 10$

c) $x - 1 \leq 10$



b) $10x < 30$

d) $10x \leq 30$

7)



a) $8 + x < 2$

b) $8 + x \geq 2$

c) $8 + x \leq 2$

d) $8 + x > 2$

8)



a) $\frac{x}{3} < 7$

b) $\frac{x}{3} \geq 7$

c) $\frac{x}{3} \leq 7$

d) $\frac{x}{3} > 7$